TEST REPORT
IEC 62368-1
Audio/video, information and communication technology equipment
Part 1: Safety requirements

Report Number ..... :	LCS190604098AS100
Date of issue ..... :	2019-07-19
Total number of pages ..... :	69
Applicant's name ..... :	Haverford Systems, Inc.
Address ..... :	152 Robbins Road, Downingtown, PA 19335, USA
Test specification:	
Standard..... :	IEC 62368-1:2014 (Second Edition)
Test procedure ..... :	Type test
Non-standard test method ..... :	N/A
Test Report Form No. ..... :	IEC62368_1B
Test Report Form(s) Originator..... :	UL(US)
Master TRF ..... :	2014-03

Copyright © 2014 Worldwide System for Conformity Testing and Certification of Electrotechnical Equipment and Components (IECEE), Geneva, Switzerland. All rights reserved.

This publication may be reproduced in whole or in part for non-commercial purposes as long as the IECEE is acknowledged as copyright owner and source of the material. IECEE takes no responsibility for and will not assume liability for damages resulting from the reader's interpretation of the reproduced material due to its placement and context.

This report is not valid as a CB Test Report unless signed by an approved CB Testing Laboratory and appended to a CB Test Certificate issued by an NCB in accordance with IECEE 02.

General disclaimer:

The test results presented in this report relate only to the object tested.
This report shall not be reproduced, except in full, without the written approval of the Issuing CB Testing Laboratory. The authenticity of this Test Report and its contents can be verified by contacting the NCB, responsible for this Test Report.

Shenzhen LCS Compliance Testing Laboratory Ltd.
Add: 101, 601, Xingyuan Industrial Park, Gushu Community, Xixiang Street, Bao'an District, Shenzhen, Guangdong, China
Tel: +(86) 0755-8259 1330 | Fax : +(86) 0755-8259 1332 | E-mail : webmaster@lcs-cert.com | http:// www.lcs-cert.com

Test Item description ..... :	Wireless Speakerphone	
Trade Mark ..... :	HuddleCamHD	
Manufacturer ..... :	Shenzhen Innotrik Technology Co., Ltd. Room 502 to 504, Deguanting Business Center, No.88 Xin'an 3rd Road, Dalang Community, Xin'an Street, Bao'an District, Shenzhen (Office), Room 301 to 302, 3/F, Plant No.3, Baoyunda Logistic Center(Factory).	
Model/Type reference ..... :	HP-AIR-BK, HP-AIR-WH	
Ratings ..... :	Input: 5V⎓, 500mA Battery: 3.7V⎓, 1800mAh	
Testing procedure and testing location:		
☒ Testing Laboratory:	Shenzhen LCS Compliance Testing Laboratory Ltd.	
Testing location/ address .....:	101, 601, Xingyuan Industrial Park, Gushu Community, Xixiang Street, Bao'an District, Shenzhen, Guangdong, China	
Tested by.....:	Ab.Lu / Test Engineer	Ab.lu
Checked by.....:	Vic Liu / Project Engineer	Vic Liu
Approved by.....:	Peter Chen / Project Manager	Center of Testing Service * APPROVED *

Shenzhen LCS Compliance Testing Laboratory Ltd.
Add: 101, 601, Xingyuan Industrial Park, Gushu Community, Xixiang Street, Bao'an District, Shenzhen, Guangdong, China
Tel: +(86) 0755-8259 1330 | Fax : +(86) 0755-8259 1332 | E-mail : webmaster@lcs-cert.com | http:// www.lcs-cert.com

List of Attachments (including a total number of pages in each attachment): Attachment No. 1: EUROPEAN GROUP DIFFERENCES AND NATIONAL DIFFERENCES (11 pages) Attachment No. 2: Photo document (7 pages)
Summary of testing:

Tests performed (name of test and test clause):	**Testing location:**
The submitted samples were found to comply with the requirements of: **Electrical safety:** ➢ IEC 62368-1: 2014ED2 ➢ EN 62368-1:2014/A11: 2017	Shenzhen LCS Compliance Testing Laboratory Ltd. 101, 601, Xingyuan Industrial Park, Gushu Community, Xixiang Street, Bao'an District, Shenzhen, Guangdong, China

Summary of compliance with National Differences:

List of countries addressed: National Differences and Group Differences, Refer Attachment No. 1 for details.

☒ The product fulfils the requirements of EN 62368-1:2014/A11: 2017.

Copy of marking plate(s):

The artwork below may be only a draft. The use of certification marks on a product must be authorized by the respective NCBs that own these marks.

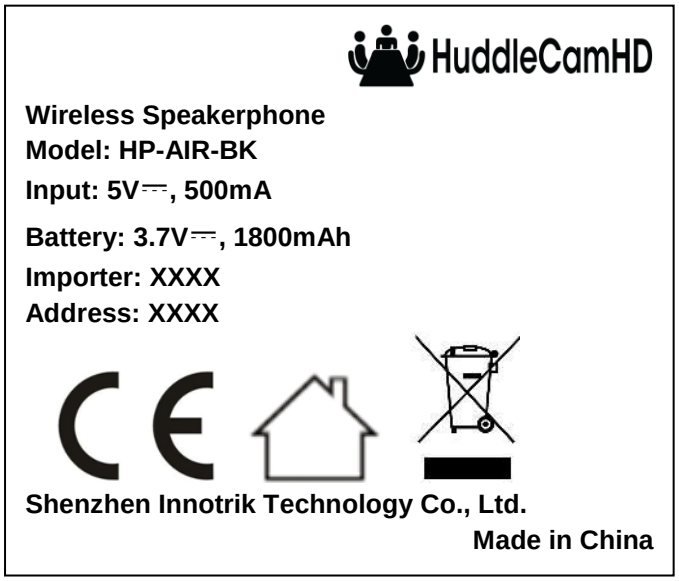

Note:

1. The height of CE symbol ≥ 5.0mm; the height of WEEE symbol ≥ 7.0mm.

Shenzhen LCS Compliance Testing Laboratory Ltd.
Add: 101, 601, Xingyuan Industrial Park, Gushu Community, Xixiang Street, Bao'an District, Shenzhen, Guangdong, China
Tel: +(86) 0755-8259 1330 | Fax : +(86) 0755-8259 1332 | E-mail : webmaster@lcs-cert.com | http:// www.lcs-cert.com

TEST ITEM PARTICULARS:	
Classification of use by ..... :	☒ Ordinary person ☒ Instructed person ☒ Skilled person ☐ Children likely to be present
Supply Connection ..... :	☐ AC Mains ☐ DC Mains ☒ External Circuit - not Mains connected - ☒ ES1 ☐ ES2 ☐ ES3
Supply % Tolerance ..... :	☐ +10%/-10% ☐ +20%/-15% ☐ +____%/ -_____% ☒ None
Supply Connection – Type ..... :	☐ pluggable equipment type A - ☐ non-detachable supply cord ☐ appliance coupler ☐ direct plug-in ☐ mating connector ☐ pluggable equipment type B - ☐ non-detachable supply cord ☐ appliance coupler ☐ permanent connection ☐ mating connector ☒ other: not directly connected to mains
Considered current rating of protective device as part of building or equipment installation .....:	Not directly connected to mains Installation location: ☐ building; ☐ equipment
Equipment mobility .....:	☐ movable ☐ hand-held ☒ transportable ☐ stationary ☐ for building-in ☐ direct plug-in ☐ rack-mounting ☐ wall-mounted
Over voltage category (OVC) .....:	☐ OVC I ☐ OVC II ☐ OVC III ☐ OVC IV ☒ other: Not directly connected to mains
Class of equipment .....:	☐ Class I ☐ Class II ☒ Class III
Access location .....:	☐ restricted access location ☒ N/A
Pollution degree (PD) .....:	☐ PD 1 ☒ PD 2 ☐ PD 3
Manufacturer's specified maxium operating ambient:	45 °C
IP protection class .....:	☒ IPX0 ☐ IP___
Power Systems .....:	☐ TN ☐ TT ☐ IT - ____ V_{L-L} ☒ other: Not directly connected to mains
Altitude during operation (m) .....:	☒ 2000 m or less ☐ _____ m
Altitude of test laboratory (m) .....:	☒ 2000 m or less ☐ _____ m
Mass of equipment (kg) .....:	☒ 0.343 kg

Shenzhen LCS Compliance Testing Laboratory Ltd.
Add: 101, 601, Xingyuan Industrial Park, Gushu Community, Xixiang Street, Bao'an District, Shenzhen, Guangdong, China
Tel: +(86) 0755-8259 1330 | Fax : +(86) 0755-8259 1332 | E-mail : webmaster@lcs-cert.com | http:// www.lcs-cert.com

POSSIBLE TEST CASE VERDICTS:	
- test case does not apply to the test object..... :	N/A
- test object does meet the requirement ..... :	P (Pass)
- test object does not meet the requirement ..... :	F (Fail)
TESTING:	
Date of receipt of test item..... :	2019-06-04
Date (s) of performance of tests..... :	From 2019-06-04 to 2019-07-02

GENERAL REMARKS:

"(See Enclosure #)" refers to additional information appended to the report.
"(See appended table)" refers to a table appended to the report.

Throughout this report a ☐ comma / ☒ point is used as the decimal separator.

According to the EU directives which have been aligned with EU NLF (new legislative framework), both of manufacturer and importer's name and address shall be affixed on the product or, where that is not possible, on its packaging or in a document accompanying the product before the product is placed on the EU market.

Manufacturer's Declaration per sub-clause 4.2.5 of IECEE 02:

The application for obtaining a CB Test Certificate includes more than one factory location and a declaration from the Manufacturer stating that the sample(s) submitted for evaluation is (are) representative of the products from each factory has been provided ..... :	☐ **Yes** ☒ **Not applicable**

When differences exist; they shall be identified in the General product information section.

Name and address of factory (ies) ..... :	Same as manufacturer

GENERAL PRODUCT INFORMATION:

Product Description

1. The product was submitted and tested for use at the manufacturer's recommended ambient temperature (Tma) of 45°C.
2. Battery pack was also evaluated according to standard IEC 62133: 2012.
3. All models are identical to each other except for model name, all test were performed on model HP-AIR-BK.

History of Amendments		
Date of issued	**Report No.**	**Comment**
2019-07-02	**LCS190604098AS**	**Original Test Report**
2019-07-19	**LCS190604098AS100**	**Amendment 1 Report:** This report is invalid without the original report LCS190604098AS. The original report was modified on 2019-07-19 to include the following changes and/or additions, which were considered non-technical modifications: 1. Changed models and trade mark. 2. Changed applicant's name and address. After construction review and verification of electrical spacing, no additional tests were considered necessary.

Shenzhen LCS Compliance Testing Laboratory Ltd.
Add: 101, 601, Xingyuan Industrial Park, Gushu Community, Xixiang Street, Bao'an District, Shenzhen, Guangdong, China
Tel: +(86) 0755-8259 1330 | Fax : +(86) 0755-8259 1332 | E-mail : webmaster@lcs-cert.com | http:// www.lcs-cert.com

Additional application considerations – (Considerations used to test a component or sub-assembly) –

Shenzhen LCS Compliance Testing Laboratory Ltd.
Add: 101, 601, Xingyuan Industrial Park, Gushu Community, Xixiang Street, Bao'an District, Shenzhen, Guangdong, China
Tel: +(86) 0755-8259 1330 | Fax : +(86) 0755-8259 1332 | E-mail : webmaster@lcs-cert.com | http:// www.lcs-cert.com

ENERGY SOURCE IDENTIFICATION AND CLASSIFICATION TABLE:	
(Note 1: Identify the following six (6) energy source forms based on the origin of the energy.) (Note 2: The identified classification e.g., ES2, TS1, should be with respect to its ability to cause pain or injury on the body or its ability to ignite a combustible material. Any energy source can be declared Class 3 as a worse case classification e.g. PS3, ES3.	
Electrically-caused injury (Clause 5): (Note: Identify type of source, list sub-assembly or circuit designation and corresponding energy source classification) Example: +5V dc input ES1	
Source of electrical energy	**Corresponding classification (ES)**
+5Vdc input	ES1
All internal circuits	ES1
Electrically-caused fire (Clause 6): (Note: List sub-assembly or circuit designation and corresponding energy source classification) Example: Battery pack (maximum 85 watts): PS2	
Source of power or PIS	**Corresponding classification (PS)**
Internal circuits	PS1
Li-ion battery	PS1
Injury caused by hazardous substances (Clause 7) (Note: Specify hazardous chemicals, whether produces ozone or other chemical construction not addressed as part of the component evaluation.) Example: Liquid in filled component Glycol	
Source of hazardous substances	**Corresponding chemical**
N/A	N/A
Mechanically-caused injury (Clause 8) (Note: List moving part(s), fan, special installations, etc. & corresponding MS classification based on Table 35.) Example: Wall mount unit MS2	
Source of kinetic/mechanical energy	**Corresponding classification (MS)**
Edges and corners	MS1
Mass of unit	MS1
Thermal burn injury (Clause 9) (Note: Identify the surface or support, and corresponding energy source classification based on type of part, location, operating temperature and contact time in Table 38.) Example: Hand-held scanner – thermoplastic enclosure TS1	
Source of thermal energy	**Corresponding classification (TS)**
Enclosure	TS1
Radiation (Clause 10) (Note: List the types of radiation present in the product and the corresponding energy source classification.) Example: DVD – Class 1 Laser Product RS1	
Type of radiation	**Corresponding classification (RS)**
Indicator light	RS1

Shenzhen LCS Compliance Testing Laboratory Ltd.
Add: 101, 601, Xingyuan Industrial Park, Gushu Community, Xixiang Street, Bao'an District, Shenzhen, Guangdong, China
Tel: +(86) 0755-8259 1330 | Fax : +(86) 0755-8259 1332 | E-mail : webmaster@lcs-cert.com | http:// www.lcs-cert.com

ENERGY SOURCE DIAGRAM
Indicate which energy sources are included in the energy source diagram. Insert diagram below
☒ ES ☒ PS ☒ MS ☒ TS ☒ RS

OVERVIEW OF EMPLOYED SAFEGUARDS				
Clause	**Possible Hazard**			
5.1	Electrically-caused injury			
Body Part (e.g. Ordinary)	Energy Source (ES3: Primary Filter circuit)	Safeguards		
		Basic	Supplementary	Reinforced (Enclosure)
Ordinary	ES1: +5Vdc input	N/A	N/A	N/A
Ordinary	ES1: All internal circuits	N/A	N/A	N/A
6.1	Electrically-caused fire			
Material part (e.g. mouse enclosure)	Energy Source (PS1: 15 Watt circuit)	Safeguards		
		Basic	Supplementary	Reinforced
All combustible materials within equipment fire enclosure (Plastic enclosure)	PS1: All Internal circuits inside the equipment enclosure	Equipment safeguard (e.g., no ignition occurs; no parts exceeding 90% of its spontaneous ignition temperature)	Equipment safeguard (e.g., control of fire spread; PCB is complied with V-0 material; All other components at least V-2 except for mounted on min. V-1 material or small parts of combustible material)	N/A
7.1	Injury caused by hazardous substances			
Body Part (e.g., skilled)	Energy Source (hazardous material)	Safeguards		
		Basic	Supplementary	Reinforced
N/A	N/A	N/A	N/A	N/A
8.1	Mechanically-caused injury			
Body Part (e.g. Ordinary)	Energy Source (MS3:High Pressure Lamp)	Safeguards		
		Basic	Supplementary	Reinforced (Enclosur

Shenzhen LCS Compliance Testing Laboratory Ltd.
Add: 101, 601, Xingyuan Industrial Park, Gushu Community, Xixiang Street, Bao'an District, Shenzhen, Guangdong, China
Tel: +(86) 0755-8259 1330 | Fax : +(86) 0755-8259 1332 | E-mail : webmaster@lcs-cert.com | http:// www.lcs-cert.com

				e)
Ordinary	MS1: Edges and corners	N/A	N/A	N/A
Ordinary	MS1: Mass of unit	N/A	N/A	N/A
9.1	Thermal Burn			
Body Part (e.g., Ordinary)	Energy Source (TS2)	Safeguards		
		Basic	Supplementary	Reinforced
Ordinary	TS1: Enclosure	N/A	N/A	N/A
10.1	Radiation			
Body Part (e.g., Ordinary)	Energy Source (Output from audio port)	Safeguards		
		Basic	Supplementary	Reinforced
Ordinary	RS1: Indicator light	N/A	N/A	N/A
Supplementary Information: (1) See attached energy source diagram for additional details. (2) “N” – Normal Condition; “A” – Abnormal Condition; “S” Single Fault				

Shenzhen LCS Compliance Testing Laboratory Ltd.
Add: 101, 601, Xingyuan Industrial Park, Gushu Community, Xixiang Street, Bao'an District, Shenzhen, Guangdong, China
Tel: +(86) 0755-8259 1330 | Fax : +(86) 0755-8259 1332 | E-mail : webmaster@lcs-cert.com | http:// www.lcs-cert.com

IEC 62368-1			
Clause	Requirement + Test	Result - Remark	Verdict
4	**GENERAL REQUIREMENTS**		P
4.1.1	Acceptance of materials, components and subassemblies		P
4.1.2	Use of components		P
4.1.3	Equipment design and construction		P
4.1.15	Markings and instructions.....:	(See Annex F)	P
4.4.4	Safeguard robustness		P
4.4.4.2	Steady force tests.....:	(See Annex T.2, T.4)	P
4.4.4.3	Drop tests .....:	(See Annex T.7)	P
4.4.4.4	Impact tests .....:		N/A
4.4.4.5	Internal accessible safeguard enclosure and barrier tests.....:		N/A
4.4.4.6	Glass Impact tests .....:		N/A
4.4.4.7	Thermoplastic material tests.....:	(See Annex T.8)	P
4.4.4.8	Air comprising a safeguard.....:		N/A
4.4.4.9	Accessibility and safeguard effectiveness		P
4.5	Explosion		N/A
4.6	Fixing of conductors		N/A
4.6.1	Fix conductors not to defeat a safeguard		N/A
4.6.2	10 N force test applied to .....:		N/A
4.7	Equipment for direct insertion into mains socket - outlets		N/A
4.7.2	Mains plug part complies with the relevant standard.....:		N/A
4.7.3	Torque (Nm) .....:		N/A
4.8	Products containing coin/button cell batteries		N/A
4.8.2	Instructional safeguard		N/A
4.8.3	Battery Compartment Construction		N/A
	Means to reduce the possibility of children removing the battery.....:		—
4.8.4	Battery Compartment Mechanical Tests .....:		N/A
4.8.5	Battery Accessibility		N/A
4.9	Likelihood of fire or shock due to entry of conductive object.....:	(See Annex P)	P

5	**ELECTRICALLY-CAUSED INJURY**		P
5.2.1	Electrical energy source classifications.....:	(See appended table 5.2)	P

Shenzhen LCS Compliance Testing Laboratory Ltd.
Add: 101, 601, Xingyuan Industrial Park, Gushu Community, Xixiang Street, Bao'an District, Shenzhen, Guangdong, China
Tel: +(86) 0755-8259 1330 | Fax : +(86) 0755-8259 1332 | E-mail : webmaster@lcs-cert.com | http:// www.lcs-cert.com

IEC 62368-1			
Clause	Requirement + Test	Result - Remark	Verdict
5.2.2	ES1, ES2 and ES3 limits	ES1	P
5.2.2.2	Steady-state voltage and current.....:	(See appended table 5.2)	P
5.2.2.3	Capacitance limits.....:		N/A
5.2.2.4	Single pulse limits .....:		N/A
5.2.2.5	Limits for repetitive pulses .....:		N/A
5.2.2.6	Ringing signals .....:		N/A
5.2.2.7	Audio signals .....:		P
5.3	Protection against electrical energy sources	ES1	N/A
5.3.1	General Requirements for accessible parts to ordinary, instructed and skilled persons		N/A
5.3.2.1	Accessibility to electrical energy sources and safeguards	ES1	N/A
5.3.2.2	Contact requirements		N/A
	a) Test with test probe from Annex V.....:		N/A
	b) Electric strength test potential (V) .....:		N/A
	c) Air gap (mm) .....:		N/A
5.3.2.4	Terminals for connecting stripped wire		N/A
5.4	Insulation materials and requirements		N/A
5.4.1.2	Properties of insulating material		N/A
5.4.1.3	Humidity conditioning .....:		N/A
5.4.1.4	Maximum operating temperature for insulating materials .....:		N/A
5.4.1.5	Pollution degree .....:		—
5.4.1.5.2	Test for pollution degree 1 environment and for an insulating compound		N/A
5.4.1.5.3	Thermal cycling		N/A
5.4.1.6	Insulation in transformers with varying dimensions		N/A
5.4.1.7	Insulation in circuits generating starting pulses		N/A
5.4.1.8	Determination of working voltage		N/A
5.4.1.9	Insulating surfaces		N/A
5.4.1.10	Thermoplastic parts on which conductive metallic parts are directly mounted		N/A
5.4.1.10.2	Vicat softening temperature.....:		N/A
5.4.1.10.3	Ball pressure .....:		N/A
5.4.2	Clearances		N/A
5.4.2.2	Determining clearance using peak working voltage		N/A

Shenzhen LCS Compliance Testing Laboratory Ltd.
Add: 101, 601, Xingyuan Industrial Park, Gushu Community, Xixiang Street, Bao'an District, Shenzhen, Guangdong, China
Tel: +(86) 0755-8259 1330 | Fax : +(86) 0755-8259 1332 | E-mail : webmaster@lcs-cert.com | http:// www.lcs-cert.com

IEC 62368-1			
Clause	Requirement + Test	Result - Remark	Verdict
5.4.2.3	Determining clearance using required withstand voltage ..... :		N/A
	a) a.c. mains transient voltage ..... :		—
	b) d.c. mains transient voltage ..... :		—
	c) external circuit transient voltage ..... :		—
	d) transient voltage determined by measurement ..... :		—
5.4.2.4	Determining the adequacy of a clearance using an electric strength test		N/A
5.4.2.5	Multiplication factors for clearances and test voltages ..... :		N/A
5.4.3	Creepage distances ..... :		N/A
5.4.3.1	General		N/A
5.4.3.3	Material Group ..... :		—
5.4.4	Solid insulation		N/A
5.4.4.2	Minimum distance through insulation ..... :		N/A
5.4.4.3	Insulation compound forming solid insulation		N/A
5.4.4.4	Solid insulation in semiconductor devices		N/A
5.4.4.5	Cemented joints		N/A
5.4.4.6	Thin sheet material		N/A
5.4.4.6.1	General requirements		N/A
5.4.4.6.2	Separable thin sheet material		N/A
	Number of layers (pcs) ..... :		N/A
5.4.4.6.3	Non-separable thin sheet material		N/A
5.4.4.6.4	Standard test procedure for non-separable thin sheet material ..... :		N/A
5.4.4.6.5	Mandrel test		N/A
5.4.4.7	Solid insulation in wound components		N/A
5.4.4.9	Solid insulation at frequencies >30 kHz ..... :		N/A
5.4.5	Antenna terminal insulation		N/A
5.4.5.1	General		N/A
5.4.5.2	Voltage surge test		N/A
	Insulation resistance (MΩ)..... :		—
5.4.6	Insulation of internal wire as part of supplementary safeguard ..... :		N/A
5.4.7	Tests for semiconductor components and for cemented joints		N/A

Shenzhen LCS Compliance Testing Laboratory Ltd.
Add: 101, 601, Xingyuan Industrial Park, Gushu Community, Xixiang Street, Bao'an District, Shenzhen, Guangdong, China
Tel: +(86) 0755-8259 1330 | Fax : +(86) 0755-8259 1332 | E-mail : webmaster@lcs-cert.com | http:// www.lcs-cert.com

IEC 62368-1			
Clause	Requirement + Test	Result - Remark	Verdict
5.4.8	Humidity conditioning		N/A
	Relative humidity (%).....:		—
	Temperature (°C) .....:		—
	Duration (h) .....:		—
5.4.9	Electric strength test .....:		N/A
5.4.9.1	Test procedure for a solid insulation type test		N/A
5.4.9.2	Test procedure for routine tests		N/A
5.4.10	Protection against transient voltages between external circuit		N/A
5.4.10.1	Parts and circuits separated from external circuits		N/A
5.4.10.2	Test methods		N/A
5.4.10.2.1	General		N/A
5.4.10.2.2	Impulse test .....:		N/A
5.4.10.2.3	Steady-state test.....:		N/A
5.4.11	Insulation between external circuits and earthed circuitry .....:		N/A
5.4.11.1	Exceptions to separation between external circuits and earth		N/A
5.4.11.2	Requirements		N/A
	Rated operating voltage U_{op} (V).....:		—
	Nominal voltage U_{peak} (V).....:		—
	Max increase due to variation U_{sp} .....:		—
	Max increase due to ageing ΔU_{sa} .....:		—
	$U_{op} = U_{peak} + \Delta U_{sp} + \Delta U_{sa}$ .....:		—
5.5	Components as safeguards		N/A
5.5.1	General		N/A
5.5.2	Capacitors and RC units		N/A
5.5.2.1	General requirement		N/A
5.5.2.2	Safeguards against capacitor discharge after disconnection of a connector.....:		N/A
5.5.3	Transformers		N/A
5.5.4	Optocouplers		N/A
5.5.5	Relays		N/A
5.5.6	Resistors		N/A
5.5.7	SPD's		N/A
5.5.7.1	Use of an SPD connected to reliable earthing		N/A

Shenzhen LCS Compliance Testing Laboratory Ltd.
Add: 101, 601, Xingyuan Industrial Park, Gushu Community, Xixiang Street, Bao'an District, Shenzhen, Guangdong, China
Tel: +(86) 0755-8259 1330 | Fax : +(86) 0755-8259 1332 | E-mail : webmaster@lcs-cert.com | http:// www.lcs-cert.com

IEC 62368-1			
Clause	Requirement + Test	Result - Remark	Verdict
5.5.7.2	Use of an SPD between mains and protective earth		N/A
5.5.8	Insulation between the mains and external circuit consisting of a coaxial cable.....:		N/A
5.6	Protective conductor		N/A
5.6.2	Requirement for protective conductors		N/A
5.6.2.1	General requirements		N/A
5.6.2.2	Colour of insulation		N/A
5.6.3	Requirement for protective earthing conductors		N/A
	Protective earthing conductor size (mm^2) .....:		—
5.6.4	Requirement for protective bonding conductors		N/A
5.6.4.1	Protective bonding conductors		N/A
	Protective bonding conductor size (mm^2).....:		—
	Protective current rating (A) ..... :		—
5.6.4.3	Current limiting and overcurrent protective devices		N/A
5.6.5	Terminals for protective conductors		N/A
5.6.5.1	Requirement		N/A
	Conductor size (mm^2), nominal thread diameter (mm). .....:		N/A
5.6.5.2	Corrosion		N/A
5.6.6	Resistance of the protective system		N/A
5.6.6.1	Requirements		N/A
5.6.6.2	Test Method Resistance (Ω).....:		N/A
5.6.7	Reliable earthing		N/A
5.7	Prospective touch voltage, touch current and protective conductor current		N/A
5.7.2	Measuring devices and networks		N/A
5.7.2.1	Measurement of touch current .....:		N/A
5.7.2.2	Measurement of prospective touch voltage		N/A
5.7.3	Equipment set-up, supply connections and earth connections		N/A
	System of interconnected equipment (separate connections/single connection) .....:		—
	Multiple connections to mains (one connection at a time/simultaneous connections) .....:		—
5.7.4	Earthed conductive accessible parts.....:		N/A
5.7.5	Protective conductor current		N/A

Shenzhen LCS Compliance Testing Laboratory Ltd.
Add: 101, 601, Xingyuan Industrial Park, Gushu Community, Xixiang Street, Bao'an District, Shenzhen, Guangdong, China
Tel: +(86) 0755-8259 1330 | Fax : +(86) 0755-8259 1332 | E-mail : webmaster@lcs-cert.com | http:// www.lcs-cert.com

IEC 62368-1			
Clause	Requirement + Test	Result - Remark	Verdict
	Supply Voltage (V).....:		—
	Measured current (mA).....:		—
	Instructional Safeguard.....:		N/A
5.7.6	Prospective touch voltage and touch current due to external circuits		N/A
5.7.6.1	Touch current from coaxial cables		N/A
5.7.6.2	Prospective touch voltage and touch current from external circuits		N/A
5.7.7	Summation of touch currents from external circuits		N/A
	a) Equipment with earthed external circuits Measured current (mA).....:		N/A
	b) Equipment whose external circuits are not referenced to earth. Measured current (mA).....:		N/A

6	**ELECTRICALLY- CAUSED FIRE**		P
6.2	Classification of power sources (PS) and potential ignition sources (PIS)		P
6.2.2	Power source circuit classifications		P
6.2.2.1	General		P
6.2.2.2	Power measurement for worst-case load fault ... :	(See appended table 6.2.2)	P
6.2.2.3	Power measurement for worst-case power source fault ..... :	(See appended table 6.2.2)	P
6.2.2.4	PS1 ..... :	(See appended table 6.2.2)	P
6.2.2.5	PS2 ..... :		N/A
6.2.2.6	PS3 ..... :		N/A
6.2.3	Classification of potential ignition sources		N/A
6.2.3.1	Arcing PIS ..... :		N/A
6.2.3.2	Resistive PIS ..... :		N/A
6.3	Safeguards against fire under normal operating and abnormal operating conditions		P
6.3.1 (a)	No ignition and attainable temperature value less than 90 % defined by ISO 871 or less than 300 °C for unknown materials ..... :	(See appended table 5.4.1.5, 6.3.2, 9.0, B.2.6)	P
6.3.1 (b)	Combustible materials outside fire enclosure		P
6.4	Safeguards against fire under single fault conditions		P
6.4.1	Safeguard Method		P
6.4.2	Reduction of the likelihood of ignition under single fault conditions in PS1 circuits		N/A
6.4.3	Reduction of the likelihood of ignition under single fault conditions in PS2 and PS3 circuits		N/A

Shenzhen LCS Compliance Testing Laboratory Ltd.
Add: 101, 601, Xingyuan Industrial Park, Gushu Community, Xixiang Street, Bao'an District, Shenzhen, Guangdong, China
Tel: +(86) 0755-8259 1330 | Fax : +(86) 0755-8259 1332 | E-mail : webmaster@lcs-cert.com | http:// www.lcs-cert.com

IEC 62368-1			
Clause	Requirement + Test	Result - Remark	Verdict
6.4.3.1	General		N/A
6.4.3.2	Supplementary Safeguards		N/A
	Special conditions if conductors on printed boards are opened or peeled		N/A
6.4.3.3	Single Fault Conditions..... :		N/A
	Special conditions for temperature limited by fuse		N/A
6.4.4	Control of fire spread in PS1 circuits		N/A
6.4.5	Control of fire spread in PS2 circuits		N/A
6.4.5.2	Supplementary safeguards .....:		N/A
6.4.6	Control of fire spread in PS3 circuit		N/A
6.4.7	Separation of combustible materials from a PIS	PCB rated Min. V-1 class material except for other small components made of V-2 class material.	N/A
6.4.7.1	General.....:		N/A
6.4.7.2	Separation by distance		N/A
6.4.7.3	Separation by a fire barrier		N/A
6.4.8	Fire enclosures and fire barriers		N/A
6.4.8.1	Fire enclosure and fire barrier material properties		N/A
6.4.8.2.1	Requirements for a fire barrier		N/A
6.4.8.2.2	Requirements for a fire enclosure		N/A
6.4.8.3	Constructional requirements for a fire enclosure and a fire barrier		N/A
6.4.8.3.1	Fire enclosure and fire barrier openings		N/A
6.4.8.3.2	Fire barrier dimensions		N/A
6.4.8.3.3	Top Openings in Fire Enclosure: dimensions (mm) .....:		N/A
	Needle Flame test		N/A
6.4.8.3.4	Bottom Openings in Fire Enclosure, condition met a), b) and/or c) dimensions (mm) .....:		N/A
	Flammability tests for the bottom of a fire enclosure .....:		N/A
6.4.8.3.5	Integrity of the fire enclosure, condition met: a), b) or c) .....:		N/A
6.4.8.4	Separation of PIS from fire enclosure and fire barrier distance (mm) or flammability rating.....:		N/A
6.5	Internal and external wiring		N/A
6.5.1	Requirements		N/A
6.5.2	Cross-sectional area (mm^2) .....:		—

Shenzhen LCS Compliance Testing Laboratory Ltd.
Add: 101, 601, Xingyuan Industrial Park, Gushu Community, Xixiang Street, Bao'an District, Shenzhen, Guangdong, China
Tel: +(86) 0755-8259 1330 | Fax : +(86) 0755-8259 1332 | E-mail : webmaster@lcs-cert.com | http:// www.lcs-cert.com

IEC 62368-1			
Clause	Requirement + Test	Result - Remark	Verdict
6.5.3	Requirements for interconnection to building wiring ..... :		N/A
6.6	Safeguards against fire due to connection to additional equipment		P
	External port limited to PS2 or complies with Clause Q.1		N/A
7	**INJURY CAUSED BY HAZARDOUS SUBSTANCES**		N/A
7.2	Reduction of exposure to hazardous substances	No such hazardous substances	N/A
7.3	Ozone exposure		N/A
7.4	Use of personal safeguards (PPE)		N/A
	Personal safeguards and instructions ..... :		—
7.5	Use of instructional safeguards and instructions		N/A
	Instructional safeguard (ISO 7010) .....:		—
7.6	Batteries.....:		N/A
8	**MECHANICALLY-CAUSED INJURY**		P
8.1	General		P
8.2	Mechanical energy source classifications	MS1: does not cause pain or injury	P
8.3	Safeguards against mechanical energy sources		N/A
8.4	Safeguards against parts with sharp edges and corners		P
8.4.1	Safeguards	No such sharp edge or corner	N/A
8.5	Safeguards against moving parts		N/A
8.5.1	MS2 or MS3 part required to be accessible for the function of the equipment		N/A
8.5.2	Instructional Safeguard..... :		—
8.5.4	Special categories of equipment comprising moving parts		N/A
8.5.4.1	Large data storage equipment		N/A
8.5.4.2	Equipment having electromechanical device for destruction of media		N/A
8.5.4.2.1	Safeguards and Safety Interlocks .....:		N/A
8.5.4.2.2	Instructional safeguards against moving parts		N/A
	Instructional Safeguard.....:		—
8.5.4.2.3	Disconnection from the supply		N/A
8.5.4.2.4	Probe type and force (N) .....:		N/A

Shenzhen LCS Compliance Testing Laboratory Ltd.
Add: 101, 601, Xingyuan Industrial Park, Gushu Community, Xixiang Street, Bao'an District, Shenzhen, Guangdong, China
Tel: +(86) 0755-8259 1330 | Fax : +(86) 0755-8259 1332 | E-mail : webmaster@lcs-cert.com | http:// www.lcs-cert.com

IEC 62368-1			
Clause	Requirement + Test	Result - Remark	Verdict
8.5.5	High Pressure Lamps		N/A
8.5.5.1	Energy Source Classification		N/A
8.5.5.2	High Pressure Lamp Explosion Test.....:		N/A
8.6	Stability		N/A
8.6.1	Product classification		N/A
	Instructional Safeguard.....:		—
8.6.2	Static stability		N/A
8.6.2.2	Static stability test		N/A
	Applied Force.....:		—
8.6.2.3	Downward Force Test		N/A
8.6.3	Relocation stability test		N/A
	Unit configuration during 10° tilt.....:		—
8.6.4	Glass slide test		N/A
8.6.5	Horizontal force test (Applied Force).....:		N/A
	Position of feet or movable parts.....:		—
8.7	Equipment mounted to wall or ceiling		N/A
8.7.1	Mounting Means (Length of screws (mm) and mounting surface) .....:		N/A
8.7.2	Direction and applied force.....:		N/A
8.8	Handles strength		N/A
8.8.1	Classification		N/A
8.8.2	Applied Force .....:		N/A
8.9	Wheels or casters attachment requirements		N/A
8.9.1	Classification		N/A
8.9.2	Applied force .....:		—
8.10	Carts, stands and similar carriers		N/A
8.10.1	General		N/A
8.10.2	Marking and instructions		N/A
	Instructional Safeguard.....:		—
8.10.3	Cart, stand or carrier loading test and compliance		N/A
	Applied force .....:		—
8.10.4	Cart, stand or carrier impact test		N/A
8.10.5	Mechanical stability		N/A
	Applied horizontal force (N).....:		—
8.10.6	Thermoplastic temperature stability (°C).....:		N/A

Shenzhen LCS Compliance Testing Laboratory Ltd.
Add: 101, 601, Xingyuan Industrial Park, Gushu Community, Xixiang Street, Bao'an District, Shenzhen, Guangdong, China
Tel: +(86) 0755-8259 1330 | Fax : +(86) 0755-8259 1332 | E-mail : webmaster@lcs-cert.com | http:// www.lcs-cert.com

IEC 62368-1			
Clause	Requirement + Test	Result - Remark	Verdict
8.11	Mounting means for rack mounted equipment		N/A
8.11.1	General		N/A
8.11.2	Product Classification		N/A
8.11.3	Mechanical strength test, variable *N* .....:		N/A
8.11.4	Mechanical strength test 250N, including end stops		N/A
8.12	Telescoping or rod antennas.....		N/A
	Button/Ball diameter (mm).....:		—
9	**THERMAL BURN INJURY**		P
9.2	Thermal energy source classifications	TS1	P
9.3	Safeguard against thermal energy sources		P
9.4	Requirements for safeguards		P
9.4.1	Equipment safeguard	Equipment safeguard	P
9.4.2	Instructional safeguard .....:		N/A
10	**RADIATION**		P
10.2	Radiation energy source classification		P
10.2.1	General classification		P
10.3	Protection against laser radiation		N/A
	Laser radiation that exists equipment:		—
	Normal, abnormal, single-fault..... :		N/A
	Instructional safeguard ..... :		—
	Tool..... :		—
10.4	Protection against visible, infrared, and UV radiation		P
10.4.1	General		P
10.4.1.a)	RS3 for Ordinary and instructed persons .....:		N/A
10.4.1.b)	RS3 accessible to a skilled person.....:		N/A
	Personal safeguard (PPE) instructional safeguard.....:		—
10.4.1.c)	Equipment visible, IR, UV does not exceed RS1 . :	LED is indicator only	P
10.4.1.d)	Normal, abnormal, single-fault conditions ..... :		N/A
10.4.1.e)	Enclosure material employed as safeguard is opaque.....:		N/A
10.4.1.f)	UV attenuation.....:		N/A
10.4.1.g)	Materials resistant to degradation UV .....:		N/A

Shenzhen LCS Compliance Testing Laboratory Ltd.
Add: 101, 601, Xingyuan Industrial Park, Gushu Community, Xixiang Street, Bao'an District, Shenzhen, Guangdong, China
Tel: +(86) 0755-8259 1330 | Fax : +(86) 0755-8259 1332 | E-mail : webmaster@lcs-cert.com | http:// www.lcs-cert.com

IEC 62368-1			
Clause	Requirement + Test	Result - Remark	Verdict
10.4.1.h)	Enclosure containment of optical radiation.....:		N/A
10.4.1.i)	Exempt Group under normal operating conditions.....:		N/A
10.4.2	Instructional safeguard .....:		N/A
10.5	Protection against x-radiation		N/A
10.5.1	X- radiation energy source that exists equipment:		N/A
	Normal, abnormal, single fault conditions		N/A
	Equipment safeguards.....:		N/A
	Instructional safeguard for skilled person..... :		N/A
10.5.3	Most unfavourable supply voltage to give maximum radiation .....:		—
	Abnormal and single-fault condition ..... :		N/A
	Maximum radiation (pA/kg)..... :		N/A
10.6	Protection against acoustic energy sources		N/A
10.6.1	General		N/A
10.6.2	Classification		N/A
	Acoustic output, dB(A)..... :		N/A
	Output voltage, unweighted r.m.s..... :		N/A
10.6.4	Protection of persons		N/A
	Instructional safeguards ..... :		N/A
	Equipment safeguard prevent ordinary person to RS2..... :		—
	Means to actively inform user of increase sound pressure..... :		—
	Equipment safeguard prevent ordinary person to RS2..... :		—
10.6.5	Requirements for listening devices (headphones, earphones, etc.)		N/A
10.6.5.1	Corded passive listening devices with analog input		N/A
	Input voltage with 94 dB(A) L_{Aeq} acoustic pressure output..... :		—
10.6.5.2	Corded listening devices with digital input		N/A
	Maximum dB(A)..... :		—
10.6.5.3	Cordless listening device		N/A
	Maximum dB(A)..... :		—

Shenzhen LCS Compliance Testing Laboratory Ltd.
Add: 101, 601, Xingyuan Industrial Park, Gushu Community, Xixiang Street, Bao'an District, Shenzhen, Guangdong, China
Tel: +(86) 0755-8259 1330 | Fax : +(86) 0755-8259 1332 | E-mail : webmaster@lcs-cert.com | http:// www.lcs-cert.com

IEC 62368-1			
Clause	Requirement + Test	Result - Remark	Verdict
B	**NORMAL OPERATING CONDITION TESTS, ABNORMAL OPERATING CONDITION TESTS AND SINGLE FAULT CONDITION TESTS**		P
B.2	Normal Operating Conditions		P
B.2.1	General requirements..... :	(See Test Item Particulars and appended test tables)	P
	Audio Amplifiers and equipment with audio amplifiers ..... :		P
B.2.3	Supply voltage and tolerances	5Vdc	P
B.2.5	Input test..... :	(See appended table B.2.5)	P
B.3	Simulated abnormal operating conditions		P
B.3.1	General requirements..... :	(See appended table B.3)	P
B.3.2	Covering of ventilation openings		N/A
B.3.3	D.C. mains polarity test	Polarized	N/A
B.3.4	Setting of voltage selector ..... :	No such voltage selector	N/A
B.3.5	Maximum load at output terminals ..... :		N/A
B.3.6	Reverse battery polarity		N/A
B.3.7	Abnormal operating conditions as specified in Clause E.2.		P
B.3.8	Safeguards functional during and after abnormal operating conditions		P
B.4	Simulated single fault conditions		P
B.4.2	Temperature controlling device open or short-circuited ..... :		N/A
B.4.3	Motor tests		N/A
B.4.3.1	Motor blocked or rotor locked increasing the internal ambient temperature ..... :		N/A
B.4.4	Short circuit of functional insulation		P
B.4.4.1	Short circuit of clearances for functional insulation		P
B.4.4.2	Short circuit of creepage distances for functional insulation		P
B.4.4.3	Short circuit of functional insulation on coated printed boards		N/A
B.4.5	Short circuit and interruption of electrodes in tubes and semiconductors		N/A
B.4.6	Short circuit or disconnect of passive components		P
B.4.7	Continuous operation of components		N/A
B.4.8	Class 1 and Class 2 energy sources within limits during and after single fault conditions		P
B.4.9	Battery charging under single fault conditions ... :		P

Shenzhen LCS Compliance Testing Laboratory Ltd.
Add: 101, 601, Xingyuan Industrial Park, Gushu Community, Xixiang Street, Bao'an District, Shenzhen, Guangdong, China
Tel: +(86) 0755-8259 1330 | Fax : +(86) 0755-8259 1332 | E-mail : webmaster@lcs-cert.com | http:// www.lcs-cert.com

IEC 62368-1			
Clause	Requirement + Test	Result - Remark	Verdict
C	**UV RADIATION**		N/A
C.1	Protection of materials in equipment from UV radiation		N/A
C.1.2	Requirements		N/A
C.1.3	Test method		N/A
C.2	UV light conditioning test		N/A
C.2.1	Test apparatus		N/A
C.2.2	Mounting of test samples		N/A
C.2.3	Carbon-arc light-exposure apparatus		N/A
C.2.4	Xenon-arc light exposure apparatus		N/A
D	**TEST GENERATORS**		N/A
D.1	Impulse test generators		N/A
D.2	Antenna interface test generator		N/A
D.3	Electronic pulse generator		N/A
E	**TEST CONDITIONS FOR EQUIPMENT CONTAINING AUDIO AMPLIFIERS**		P
E.1	Audio amplifier normal operating conditions		P
	Audio signal voltage (V) .....:		—
	Rated load impedance (Ω) .....:		
E.2	Audio amplifier abnormal operating conditions		P
F	**EQUIPMENT MARKINGS, INSTRUCTIONS, AND INSTRUCTIONAL SAFEGUARDS**		P
F.1	General requirements		P
	Instructions – Language .....:	English instructions provided	—
F.2	Letter symbols and graphical symbols		P
F.2.1	Letter symbols according to IEC60027-1		P
F.2.2	Graphic symbols IEC, ISO or manufacturer specific	See copy of marking plate	P
F.3	Equipment markings		P
F.3.1	Equipment marking locations		P
F.3.2	Equipment identification markings	See copy of marking plate	P
F.3.2.1	Manufacturer identification .....:	See copy of marking plate	—
F.3.2.2	Model identification .....:	See page 2 of the report	—
F.3.3	Equipment rating markings		P
F.3.3.1	Equipment with direct connection to mains		N/A
F.3.3.2	Equipment without direct connection to mains	See copy of marking plate	P
F.3.3.3	Nature of supply voltage.....:	See copy of marking plate	—
F.3.3.4	Rated voltage .....:	See copy of marking plate	—

Shenzhen LCS Compliance Testing Laboratory Ltd.
Add: 101, 601, Xingyuan Industrial Park, Gushu Community, Xixiang Street, Bao'an District, Shenzhen, Guangdong, China
Tel: +(86) 0755-8259 1330 | Fax : +(86) 0755-8259 1332 | E-mail : webmaster@lcs-cert.com | http:// www.lcs-cert.com

IEC 62368-1			
Clause	Requirement + Test	Result - Remark	Verdict
F.3.3.5	Rated frequency .....:		—
F.3.3.6	Rated current or rated power .....:	See copy of marking plate	—
F.3.3.7	Equipment with multiple supply connections		N/A
F.3.4	Voltage setting device		N/A
F.3.5	Terminals and operating devices		N/A
F.3.5.1	Mains appliance outlet and socket-outlet markings..... :		N/A
F.3.5.2	Switch position identification marking ..... :		N/A
F.3.5.3	Replacement fuse identification and rating markings..... :		N/A
F.3.5.4	Replacement battery identification marking ..... :		N/A
F.3.5.5	Terminal marking location		N/A
F.3.6	Equipment markings related to equipment classification		N/A
F.3.6.1	Class I Equipment		N/A
F.3.6.1.1	Protective earthing conductor terminal		N/A
F.3.6.1.2	Neutral conductor terminal		N/A
F.3.6.1.3	Protective bonding conductor terminals		N/A
F.3.6.2	Class II equipment (IEC60417-5172)		N/A
F.3.6.2.1	Class II equipment with or without functional earth		N/A
F.3.6.2.2	Class II equipment with functional earth terminal marking		N/A
F.3.7	Equipment IP rating marking .....:		—
F.3.8	External power supply output marking		N/A
F.3.9	Durability, legibility and permanence of marking		P
F.3.10	Test for permanence of markings		P
F.4	Instructions		P
	a) Equipment for use in locations where children not likely to be present - marking		N/A
	b) Instructions given for installation or initial use		P
	c) Equipment intended to be fastened in place		N/A
	d) Equipment intended for use only in restricted access area		N/A
	e) Audio equipment terminals classified as ES3 and other equipment with terminals marked in accordance F.3.6.1		N/A
	f) Protective earthing employed as safeguard		N/A

Shenzhen LCS Compliance Testing Laboratory Ltd.
Add: 101, 601, Xingyuan Industrial Park, Gushu Community, Xixiang Street, Bao'an District, Shenzhen, Guangdong, China
Tel: +(86) 0755-8259 1330 | Fax : +(86) 0755-8259 1332 | E-mail : webmaster@lcs-cert.com | http:// www.lcs-cert.com

IEC 62368-1			
Clause	Requirement + Test	Result - Remark	Verdict
	g) Protective earthing conductor current exceeding ES 2 limits		N/A
	h) Symbols used on equipment		N/A
	i) Permanently connected equipment not provided with all-pole mains switch		N/A
j)	j) Replaceable components or modules providing safeguard function		P
F.5	Instructional safeguards		N/A
	Where “instructional safeguard” is referenced in the test report it specifies the required elements, location of marking and/or instruction		N/A
G	**COMPONENTS**		P
G.1	**Switches**		N/A
G.1.1	General requirements		N/A
G.1.2	Ratings, endurance, spacing, maximum load		N/A
G.2	**Relays**		N/A
G.2.1	General requirements		N/A
G.2.2	Overload test		N/A
G.2.3	Relay controlling connectors supply power		N/A
G.2.4	Mains relay, modified as stated in G.2		N/A
G.3	**Protection Devices**		N/A
G.3.1	Thermal cut-offs		N/A
G.3.1.1a) &b)	Thermal cut-outs separately approved according to IEC 60730 with conditions indicated in a) & b)		N/A
G.3.1.1c)	Thermal cut-outs tested as part of the equipment as indicated in c)		N/A
G.3.1.2	Thermal cut-off connections maintained and secure		N/A
G.3.2	Thermal links		N/A
G.3.2.1a)	Thermal links separately tested with IEC 60691		N/A
G.3.2.1b)	Thermal links tested as part of the equipment		N/A
	Aging hours (H) ..... :		—
	Single Fault Condition ..... :		—
	Test Voltage (V) and Insulation Resistance (Ω). :		—
G.3.3	PTC Thermistors		N/A
G.3.4	Overcurrent protection devices		N/A
G.3.5	Safeguards components not mentioned in G.3.1 to G.3.5		N/A

Shenzhen LCS Compliance Testing Laboratory Ltd.
Add: 101, 601, Xingyuan Industrial Park, Gushu Community, Xixiang Street, Bao'an District, Shenzhen, Guangdong, China
Tel: +(86) 0755-8259 1330 | Fax : +(86) 0755-8259 1332 | E-mail : webmaster@lcs-cert.com | http:// www.lcs-cert.com

IEC 62368-1			
Clause	Requirement + Test	Result - Remark	Verdict
G.3.5.1	Non-resettable devices suitably rated and marking provided		N/A
G.3.5.2	Single faults conditions.....:		N/A
G.4	**Connectors**		N/A
G.4.1	Spacings		N/A
G.4.2	Mains connector configuration .....:		N/A
G.4.3	Plug is shaped that insertion into mains socket-outlets or appliance coupler is unlikely		N/A
G.5	**Wound Components**		N/A
G.5.1	Wire insulation in wound components.....		N/A
G.5.1.2 a)	Two wires in contact inside wound component, angle between 45° and 90°		N/A
G.5.1.2 b)	Construction subject to routine testing		N/A
G.5.2	Endurance test on wound components		N/A
G.5.2.1	General test requirements		N/A
G.5.2.2	Heat run test		N/A
	Time (s) .....:		—
	Temperature (°C) .....:		—
G.5.2.3	Wound Components supplied by mains		N/A
G.5.3	**Transformers**		N/A
G.5.3.1	Requirements applied (IEC61204-7, IEC61558-1/-2, and/or IEC62368-1).....:		N/A
	Position.....:		—
	Method of protection .....:		—
G.5.3.2	Insulation		N/A
	Protection from displacement of windings.....:		—
G.5.3.3	Overload test ..... :		N/A
G.5.3.3.1	Test conditions		N/A
G.5.3.3.2	Winding Temperatures testing in the unit		N/A
G.5.3.3.3	Winding Temperatures - Alternative test method		N/A
G.5.4	**Motors**		N/A
G.5.4.1	General requirements		N/A
	Position .....:		—
G.5.4.2	Test conditions		N/A
G.5.4.3	Running overload test		N/A
G.5.4.4	Locked-rotor overload test		N/A

Shenzhen LCS Compliance Testing Laboratory Ltd.
Add: 101, 601, Xingyuan Industrial Park, Gushu Community, Xixiang Street, Bao'an District, Shenzhen, Guangdong, China
Tel: +(86) 0755-8259 1330 | Fax : +(86) 0755-8259 1332 | E-mail : webmaster@lcs-cert.com | http:// www.lcs-cert.com

IEC 62368-1			
Clause	Requirement + Test	Result - Remark	Verdict
	Test duration (days) .....:		—
G.5.4.5	Running overload test for d.c. motors in secondary circuits		N/A
G.5.4.5.2	Tested in the unit		N/A
	Electric strength test (V) .....:		—
G.5.4.5.3	Tested on the Bench - Alternative test method; test time (h) .....:		N/A
	Electric strength test (V) .....:		—
G.5.4.6	Locked-rotor overload test for d.c. motors in secondary circuits		N/A
G.5.4.6.2	Tested in the unit		N/A
	Maximum Temperature .....:		N/A
	Electric strength test (V) .....:		N/A
G.5.4.6.3	Tested on the bench - Alternative test method; test time (h) .....:		N/A
	Electric strength test (V) .....:		N/A
G.5.4.7	Motors with capacitors		N/A
G.5.4.8	Three-phase motors		N/A
G.5.4.9	Series motors		N/A
	Operating voltage .....:		—
G.6	**Wire Insulation**		N/A
G.6.1	General		N/A
G.6.2	Solvent-based enamel wiring insulation		N/A
G.7	**Mains supply cords**		N/A
G.7.1	General requirements		N/A
	Type.....:		—
	Rated current (A).....:		—
	Cross-sectional area (mm^2), (AWG)..... :		—
G.7.2	Compliance and test method		N/A
G.7.3	Cord anchorages and strain relief for non-detachable power supply cords		N/A
G.7.3.2	Cord strain relief		N/A
G.7.3.2.1	Requirements		N/A
	Strain relief test force (N) .....:		—
G.7.3.2.2	Strain relief mechanism failure		N/A
G.7.3.2.3	Cord sheath or jacket position, distance (mm)....:		—
G.7.3.2.4	Strain relief comprised of polymeric material		N/A

Shenzhen LCS Compliance Testing Laboratory Ltd.
Add: 101, 601, Xingyuan Industrial Park, Gushu Community, Xixiang Street, Bao'an District, Shenzhen, Guangdong, China
Tel: +(86) 0755-8259 1330 | Fax : +(86) 0755-8259 1332 | E-mail : webmaster@lcs-cert.com | http:// www.lcs-cert.com

IEC 62368-1			
Clause	Requirement + Test	Result - Remark	Verdict
G.7.4	Cord Entry ..... :		N/A
G.7.5	Non-detachable cord bend protection		N/A
G.7.5.1	Requirements		N/A
G.7.5.2	Mass (g) ..... :		—
	Diameter (m) ..... :		—
	Temperature (°C) ..... :		—
G.7.6	Supply wiring space		N/A
G.7.6.2	Stranded wire		N/A
G.7.6.2.1	Test with 8 mm strand		N/A
G.8	**Varistors**		N/A
G.8.1	General requirements		N/A
G.8.2	Safeguard against shock		N/A
G.8.3	Safeguard against fire		N/A
G.8.3.2	Varistor overload test ..... :		N/A
G.8.3.3	Temporary overvoltage ..... :		N/A
G.9	**Integrated Circuit (IC) Current Limiters**		N/A
G.9.1 a)	Manufacturer defines limit at max. 5A.		N/A
G.9.1 b)	Limiters do not have manual operator or reset		N/A
G.9.1 c)	Supply source does not exceed 250 VA ..... :		—
G.9.1 d)	IC limiter output current (max. 5A) ..... :		—
G.9.1 e)	Manufacturers' defined drift ..... :		—
G.9.2	Test Program 1		N/A
G.9.3	Test Program 2		N/A
G.9.4	Test Program 3		N/A
G.10	**Resistors**		N/A
G.10.1	General requirements		N/A
G.10.2	Resistor test		N/A
G.10.3	Test for resistors serving as safeguards between the mains and an external circuit consisting of a coaxial cable		N/A
G.10.3.1	General requirements		N/A
G.10.3.2	Voltage surge test		N/A
G.10.3.3	Impulse test		N/A
G.11	**Capacitor and RC units**		N/A
G.11.1	General requirements		N/A
G.11.2	Conditioning of capacitors and RC units		N/A

Shenzhen LCS Compliance Testing Laboratory Ltd.
Add: 101, 601, Xingyuan Industrial Park, Gushu Community, Xixiang Street, Bao'an District, Shenzhen, Guangdong, China
Tel: +(86) 0755-8259 1330 | Fax : +(86) 0755-8259 1332 | E-mail : webmaster@lcs-cert.com | http:// www.lcs-cert.com

IEC 62368-1			
Clause	Requirement + Test	Result - Remark	Verdict
G.11.3	Rules for selecting capacitors		N/A
G.12	**Optocouplers**		N/A
	Optocouplers comply with IEC 60747-5-5:2007 Spacing or Electric Strength Test (specify option and test results).....:		N/A
	Type test voltage Vini .....:		—
	Routine test voltage, Vini,b .....:		—
G.13	**Printed boards**		P
G.13.1	General requirements	Certified PCB used	P
G.13.2	Uncoated printed boards		P
G.13.3	Coated printed boards		N/A
G.13.4	Insulation between conductors on the same inner surface		N/A
	Compliance with cemented joint requirements (Specify construction).....:		—
G.13.5	Insulation between conductors on different surfaces		N/A
	Distance through insulation.....:		N/A
	Number of insulation layers (pcs) .....:		—
G.13.6	Tests on coated printed boards		N/A
G.13.6.1	Sample preparation and preliminary inspection		N/A
G.13.6.2a)	Thermal conditioning		N/A
G.13.6.2b)	Electric strength test		N/A
G.13.6.2c)	Abrasion resistance test		N/A
G.14	**Coating on components terminals**		N/A
G.14.1	Requirements ..... :		N/A
G.15	**Liquid filled components**		N/A
G.15.1	General requirements		N/A
G.15.2	Requirements		N/A
G.15.3	Compliance and test methods		N/A
G.15.3.1	Hydrostatic pressure test		N/A
G.15.3.2	Creep resistance test		N/A
G.15.3.3	Tubing and fittings compatibility test		N/A
G.15.3.4	Vibration test		N/A
G.15.3.5	Thermal cycling test		N/A
G.15.3.6	Force test		N/A
G.15.4	Compliance		N/A

Shenzhen LCS Compliance Testing Laboratory Ltd.
Add: 101, 601, Xingyuan Industrial Park, Gushu Community, Xixiang Street, Bao'an District, Shenzhen, Guangdong, China
Tel: +(86) 0755-8259 1330 | Fax : +(86) 0755-8259 1332 | E-mail : webmaster@lcs-cert.com | http:// www.lcs-cert.com

IEC 62368-1			
Clause	Requirement + Test	Result - Remark	Verdict
G.16	**IC including capacitor discharge function (ICX)**		N/A
a)	Humidity treatment in accordance with sc5.4.8 – 120 hours		N/A
b)	Impulse test using circuit 2 with Uc = to transient voltage .....:		N/A
C1)	Application of ac voltage at 110% of rated voltage for 2.5 minutes		N/A
C2)	Test voltage .....:		—
D1)	10,000 cycles on and off using capacitor with smallest capacitance resistor with largest resistance specified by manufacturer		N/A
D2)	Capacitance .....:		—
D3)	Resistance .....:		—
H	**CRITERIA FOR TELEPHONE RINGING SIGNALS**		N/A
H.1	General		N/A
H.2	Method A		N/A
H.3	Method B		N/A
H.3.1	Ringing signal		N/A
H.3.1.1	Frequency (Hz) .....:		—
H.3.1.2	Voltage (V) .....:		—
H.3.1.3	Cadence; time (s) and voltage (V) .....:		—
H.3.1.4	Single fault current (mA):.....:		—
H.3.2	Tripping device and monitoring voltage .....:		N/A
H.3.2.1	Conditions for use of a tripping device or a monitoring voltage complied with		N/A
H.3.2.2	Tripping device		N/A
H.3.2.3	Monitoring voltage (V) .....:		—
J	**INSULATED WINDING WIRES FOR USE WITHOUT INTERLEAVED INSULATION**		N/A
	General requirements		N/A
K	**SAFETY INTERLOCKS**		N/A
K.1	General requirements		N/A
K.2	Components of safety interlock safeguard mechanism		N/A
K.3	Inadvertent change of operating mode		N/A
K.4	Interlock safeguard override		N/A
K.5	Fail-safe		N/A
	Compliance .....:		N/A

Shenzhen LCS Compliance Testing Laboratory Ltd.
Add: 101, 601, Xingyuan Industrial Park, Gushu Community, Xixiang Street, Bao'an District, Shenzhen, Guangdong, China
Tel: +(86) 0755-8259 1330 | Fax : +(86) 0755-8259 1332 | E-mail : webmaster@lcs-cert.com | http:// www.lcs-cert.com

IEC 62368-1			
Clause	Requirement + Test	Result - Remark	Verdict
K.6	Mechanically operated safety interlocks		N/A
K.6.1	Endurance requirement		N/A
K.6.2	Compliance and Test method .....:		N/A
K.7	Interlock circuit isolation		N/A
K.7.1	Separation distance for contact gaps & interlock circuit elements (type and circuit location) .....:		N/A
K.7.2	Overload test, Current (A) .....:		N/A
K.7.3	Endurance test		N/A
K.7.4	Electric strength test .....:		N/A
L	**DISCONNECT DEVICES**		N/A
L.1	General requirements	Not directly connected to mains	N/A
L.2	Permanently connected equipment		N/A
L.3	Parts that remain energized		N/A
L.4	Single phase equipment		N/A
L.5	Three-phase equipment		N/A
L.6	Switches as disconnect devices		N/A
L.7	Plugs as disconnect devices		N/A
L.8	Multiple power sources		N/A
M	**EQUIPMENT CONTAINING BATTERIES AND THEIR PROTECTION CIRCUITS**		P
M.1	General requirements		P
M.2	Safety of batteries and their cells	The Li-ion battery comp	P
M.2.1	Requirements		P
M.2.2	Compliance and test method (identify method) .. :		P
M.3	Protection circuits		P
M.3.1	Requirements		P
M.3.2	Tests		P
	- Overcharging of a rechargeable battery	(See appended M)	P
	- Unintentional charging of a non-rechargeable battery		N/A
	- Reverse charging of a rechargeable battery	(See appended M)	P
	- Excessive discharging rate for any battery	(See appended M)	P
M.3.3	Compliance .....:		N/A
M.4	Additional safeguards for equipment containing secondary lithium battery		P
M.4.1	General		P
M.4.2	Charging safeguards		P

Shenzhen LCS Compliance Testing Laboratory Ltd.
Add: 101, 601, Xingyuan Industrial Park, Gushu Community, Xixiang Street, Bao'an District, Shenzhen, Guangdong, China
Tel: +(86) 0755-8259 1330 | Fax : +(86) 0755-8259 1332 | E-mail : webmaster@lcs-cert.com | http:// www.lcs-cert.com

IEC 62368-1			
Clause	Requirement + Test	Result - Remark	Verdict
M.4.2.1	Charging operating limits		N/A
M.4.2.2a)	Charging voltage, current and temperature .....:	(See appended M.4)	—
M.4.2.2 b)	Single faults in charging circuitry .....:	(See Annex B.4)	—
M.4.3	Fire Enclosure		N/A
M.4.4	Endurance of equipment containing a secondary lithium battery		P
M.4.4.2	Preparation		P
M.4.4.3	Drop and charge/discharge function tests		P
	Drop		P
	Charge		P
	Discharge		P
M.4.4.4	Charge-discharge cycle test		P
M.4.4.5	Result of charge-discharge cycle test		P
M.5	Risk of burn due to short circuit during carrying		P
M.5.1	Requirement		P
M.5.2	Compliance and Test Method (Test of P.2.3)		P
M.6	Prevention of short circuits and protection from other effects of electric current		N/A
M.6.1	Short circuits		N/A
M.6.1.1	General requirements		N/A
M.6.1.2	Test method to simulate an internal fault		N/A
M.6.1.3	Compliance (Specify M.6.1.2 or alternative method) ..... :		N/A
M.6.2	Leakage current (mA) ..... :		N/A
M.7	Risk of explosion from lead acid and NiCd batteries		N/A
M.7.1	Ventilation preventing explosive gas concentration		N/A
M.7.2	Compliance and test method		N/A
M.8	Protection against internal ignition from external spark sources of lead acid batteries		N/A
M.8.1	General requirements		N/A
M.8.2	Test method		N/A
M.8.2.1	General requirements		N/A
M.8.2.2	Estimation of hypothetical volume *Vz* (m^3/s)..... :		—
M.8.2.3	Correction factors..... :		—
M.8.2.4	Calculation of distance *d* (mm) ..... :		—

Shenzhen LCS Compliance Testing Laboratory Ltd.
Add: 101, 601, Xingyuan Industrial Park, Gushu Community, Xixiang Street, Bao'an District, Shenzhen, Guangdong, China
Tel: +(86) 0755-8259 1330 | Fax : +(86) 0755-8259 1332 | E-mail : webmaster@lcs-cert.com | http:// www.lcs-cert.com

IEC 62368-1			
Clause	Requirement + Test	Result - Remark	Verdict
M.9	Preventing electrolyte spillage		N/A
M.9.1	Protection from electrolyte spillage		N/A
M.9.2	Tray for preventing electrolyte spillage		N/A
M.10	Instructions to prevent reasonably foreseeable misuse (Determination of compliance: inspection, data review; or abnormal testing) ..... :		N/A
N	**ELECTROCHEMICAL POTENTIALS**		N/A
	Metal(s) used ..... :	Pollution degree considered	—
O	**MEASUREMENT OF CREEPAGE DISTANCES AND CLEARANCES**		N/A
	Figures O.1 to O.20 of this Annex applied ..... :		—
P	**SAFEGUARDS AGAINST ENTRY OF FOREIGN OBJECTS AND SPILLAGE OF INTERNAL LIQUIDS**		N/A
P.1	General requirements		N/A
P.2.2	Safeguards against entry of foreign object		N/A
	Location and Dimensions (mm) ..... :		—
P.2.3	Safeguard against the consequences of entry of foreign object		N/A
P.2.3.1	Safeguards against the entry of a foreign object		N/A
	Openings in transportable equipment		N/A
	Transportable equipment with metalized plastic parts ..... :		N/A
P.2.3.2	Openings in transportable equipment in relation to metallized parts of a barrier or enclosure (identification of supplementary safeguard) ..... :	*no part shall become a **PIS***	N/A
P.3	Safeguards against spillage of internal liquids		N/A
P.3.1	General requirements		N/A
P.3.2	Determination of spillage consequences		N/A
P.3.3	Spillage safeguards		N/A
P.3.4	Safeguards effectiveness		N/A
P.4	Metallized coatings and adhesive securing parts		N/A
P.4.2 a)	Conditioning testing		N/A
	Tc (°C) ..... :		—
	Tr (°C) ..... :		—
	Ta (°C) ..... :		—
P.4.2 b)	Abrasion testing ..... :		N/A
P.4.2 c)	Mechanical strength testing ..... :		N/A

Shenzhen LCS Compliance Testing Laboratory Ltd.
Add: 101, 601, Xingyuan Industrial Park, Gushu Community, Xixiang Street, Bao'an District, Shenzhen, Guangdong, China
Tel: +(86) 0755-8259 1330 | Fax : +(86) 0755-8259 1332 | E-mail : webmaster@lcs-cert.com | http:// www.lcs-cert.com

IEC 62368-1			
Clause	Requirement + Test	Result - Remark	Verdict
Q	**CIRCUITS INTENDED FOR INTERCONNECTION WITH BUILDING WIRING**		P
Q.1	Limited power sources		P
Q.1.1 a)	Inherently limited output		N/A
Q.1.1 b)	Impedance limited output		P
	- Regulating network limited output under normal operating and simulated single fault condition		P
Q.1.1 c)	Overcurrent protective device limited output		N/A
Q.1.1 d)	IC current limiter complying with G.9		N/A
Q.1.2	Compliance and test method		P
Q.2	Test for external circuits – paired conductor cable		N/A
	Maximum output current (A) .....:		—
	Current limiting method .....:		—
R	**LIMITED SHORT CIRCUIT TEST**		N/A
R.1	General requirements		N/A
R.2	Determination of the overcurrent protective device and circuit		N/A
R.3	Test method Supply voltage (V) and short-circuit current (A)). .....:		N/A
S	**TESTS FOR RESISTANCE TO HEAT AND FIRE**		N/A
S.1	Flammability test for fire enclosures and fire barrier materials of equipment where the steady state power does not exceed 4 000 W		N/A
	Samples, material .....:		—
	Wall thickness (mm).....:		—
	Conditioning (°C).....:		—
	Test flame according to IEC 60695-11-5 with conditions as set out		N/A
	- Material not consumed completely		N/A
	- Material extinguishes within 30s		N/A
	- No burning of layer or wrapping tissue		N/A
S.2	Flammability test for fire enclosure and fire barrier integrity		N/A
	Samples, material .....:		—
	Wall thickness (mm).....:		—
	Conditioning (°C).....:		—
	Test flame according to IEC 60695-11-5 with conditions as set out		N/A
	Test specimen does not show any additional hole		N/A

Shenzhen LCS Compliance Testing Laboratory Ltd.
Add: 101, 601, Xingyuan Industrial Park, Gushu Community, Xixiang Street, Bao'an District, Shenzhen, Guangdong, China
Tel: +(86) 0755-8259 1330 | Fax : +(86) 0755-8259 1332 | E-mail : webmaster@lcs-cert.com | http:// www.lcs-cert.com

IEC 62368-1			
Clause	Requirement + Test	Result - Remark	Verdict
S.3	Flammability test for the bottom of a fire enclosure		N/A
	Samples, material .....:		—
	Wall thickness (mm).....:		—
	Cheesecloth did not ignite		N/A
S.4	Flammability classification of materials		N/A
S.5	Flammability test for fire enclosures and fire barrier materials of equipment where the steady state power does not exceed 4 000 W		N/A
	Samples, material .....:		—
	Wall thickness (mm).....:		—
	Conditioning (test condition), (°C) .....:		—
	Test flame according to IEC 60695-11-20 with conditions as set out		N/A
	After every test specimen was not consumed completely		N/A
	After fifth flame application, flame extinguished within 1 min		N/A
T	**MECHANICAL STRENGTH TESTS**		P
T.1	General requirements		P
T.2	Steady force test, 10 N .....:	(See appended table T.2)	P
T.3	Steady force test, 30 N .....:		N/A
T.4	Steady force test, 100 N .....:	(See appended table T.4)	P
T.5	Steady force test, 250 N .....:		N/A
T.6	Enclosure impact test		N/A
	Fall test		N/A
	Swing test		N/A
T.7	Drop test .....:	(See appended table T.7)	P
T.8	Stress relief test .....:	(See appended table T.8)	P
T.9	Impact Test (glass)		N/A
T.9.1	General requirements		N/A
T.9.2	Impact test and compliance		N/A
	Impact energy (J).....:		—
	Height (m) .....:		—
T.10	Glass fragmentation test .....:		N/A
T.11	Test for telescoping or rod antennas		N/A

Shenzhen LCS Compliance Testing Laboratory Ltd.
Add: 101, 601, Xingyuan Industrial Park, Gushu Community, Xixiang Street, Bao'an District, Shenzhen, Guangdong, China
Tel: +(86) 0755-8259 1330 | Fax : +(86) 0755-8259 1332 | E-mail : webmaster@lcs-cert.com | http:// www.lcs-cert.com

IEC 62368-1			
Clause	Requirement + Test	Result - Remark	Verdict
	Torque value (Nm) .....:		—
U	**MECHANICAL STRENGTH OF CATHODE RAY TUBES (CRT) AND PROTECTION AGAINST THE EFECTS OF IMPLOSION**		N/A
U.1	General requirements		N/A
U.2	Compliance and test method for non-intrinsically protected CRTs		N/A
U.3	Protective Screen.....:		N/A
V	**DETERMINATION OF ACCESSIBLE PARTS (FINGERS, PROBES AND WEDGES)**		P
V.1	Accessible parts of equipment		P
V.2	Accessible part criterion		P

Shenzhen LCS Compliance Testing Laboratory Ltd.
Add: 101, 601, Xingyuan Industrial Park, Gushu Community, Xixiang Street, Bao'an District, Shenzhen, Guangdong, China
Tel: +(86) 0755-8259 1330 | Fax : +(86) 0755-8259 1332 | E-mail : webmaster@lcs-cert.com | http:// www.lcs-cert.com

IEC 62368-1			
Clause	Requirement + Test	Result - Remark	Verdict

4.1.2	TABLE: List of critical components				P
Object / part No.	Manufacturer/ trademark	Type / model	Technical data	Standard	Mark(s) of conformity[1]
Plastic enclosure	CHI MEI CORPORATION	PC-6410	80°C, V-0	UL 746	UL E56070
Internal wire	Interchangeable	Interchangeable	80°C, 300Vac, 30AWG	UL 758	UL
PCB	RED BOARD LTD	H103B	V-0, 130°C	UL 94, UL 796	UL E133472
-Alt.	Interchangeable	Interchangeable	V-0, 130°C	UL 796	UL
Speaker	SHENZHEN TIANLAIYIN ELECTION CO., LTD.	INNOTRIK	4Ω, 5W*1	IEC/EN 62368-1	Tested with appliance
Li-ion Polymer Battery	Huizhou Superstar Technology Co., Ltd.	803260	3.7Vd.c., 1800mAh	IEC 62133: 2012	Report reference NO.: AGC06060180901TA01
Supplementary information: 1) Provided evidence ensures the agreed level of compliance.					

Shenzhen LCS Compliance Testing Laboratory Ltd.
Add: 101, 601, Xingyuan Industrial Park, Gushu Community, Xixiang Street, Bao'an District, Shenzhen, Guangdong, China
Tel: +(86) 0755-8259 1330 | Fax : +(86) 0755-8259 1332 | E-mail : webmaster@lcs-cert.com | http:// www.lcs-cert.com

IEC 62368-1			
Clause	Requirement + Test	Result - Remark	Verdict

4.8.4, 4.8.5	**TABLE: Lithium coin/button cell batteries mechanical tests**	N/A
(The following mechanical tests are conducted in the sequence noted.)		

4.8.4.2	**TABLE: Stress Relief test**		—
Part	**Material**	**Oven Temperature (°C)**	**Comments**
--	--	--	--

4.8.4.3	**TABLE: Battery replacement test**	—
Battery part no. .....:	--	—
Battery Installation/withdrawal	Battery Installation/Removal Cycle	Comments
	1	--
	2	--
	3	--
	4	--
	5	--
	6	--
	7	--
	8	--
	9	--

4.8.4.4	**TABLE: Drop test**		—
Impact Area	Drop Distance	Drop No.	Observations
--	--	1	--
--	--	2	--
--	--	3	--

4.8.4.5	**TABLE: Impact**		—
Impacts per surface	**Surface tested**	**Impact energy (Nm)**	**Comments**
--	--	--	--
--	--	--	--
--	--	--	--

4.8.4.6	**TABLE: Crush test**		—
Test position	**Surface tested**	**Crushing Force (N)**	**Duration force applied (s)**
--	--	--	--
--	--	--	--

Supplementary information:

Shenzhen LCS Compliance Testing Laboratory Ltd.
Add: 101, 601, Xingyuan Industrial Park, Gushu Community, Xixiang Street, Bao'an District, Shenzhen, Guangdong, China
Tel: +(86) 0755-8259 1330 | Fax : +(86) 0755-8259 1332 | E-mail : webmaster@lcs-cert.com | http:// www.lcs-cert.com

IEC 62368-1			
Clause	Requirement + Test	Result - Remark	Verdict

4.8.5	TABLE: Lithium coin/button cell batteries mechanical test result	N/A

Test position	Surface tested	Force (N)	Duration force applied (s)
--	--	--	--
--	--	--	--

Supplementary information:

5.2	Table: Classification of electrical energy sources	P

5.2.2.2 – Steady State Voltage and Current conditions

No.	Supply Voltage	Location (e.g. circuit designation)	Test conditions	Parameters			ES Class
				U (Vrms or Vpk)	I (Apk or Arms)	Hz	
1	5Vdc	Internal circuits	Normal	5Vdc max.	--	--	ES1
			Abnormal	--	--	--	
			Single fault – SC/OC	--	--	--	
2	4.2Vdc	Li-ion battery	Normal	4.2Vdc max.	--	--	ES1
			Abnormal	--	--	--	
			Single fault – SC/OC	--	--	--	
3	5Vdc	Speaker	Normal	1.46Vdc max.	--	--	ES1
			Abnormal	--	--	--	
			Single fault – SC/OC	--	--	--	

5.2.2.3 - Capacitance Limits

No.	Supply Voltage	Location (e.g. circuit designation)	Test conditions	Parameters		ES Class
				Capacitance, nF	Upk (V)	
--	--	--	Normal	--	--	--
			Abnormal	--	--	
			Single fault – SC/OC	--	--	

5.2.2.4 - Single Pulses

No.	Supply Voltage	Location (e.g. circuit designation)	Test conditions	Parameters			ES Class
				Duration (ms)	Upk (V)	Ipk (mA)	
--	--	--	Normal	--	--	--	--
			Abnormal	--	--	--	

Shenzhen LCS Compliance Testing Laboratory Ltd.
Add: 101, 601, Xingyuan Industrial Park, Gushu Community, Xixiang Street, Bao'an District, Shenzhen, Guangdong, China
Tel: +(86) 0755-8259 1330 | Fax : +(86) 0755-8259 1332 | E-mail : webmaster@lcs-cert.com | http:// www.lcs-cert.com

IEC 62368-1			
Clause	Requirement + Test	Result - Remark	Verdict

			Single fault – SC/OC	--	--	--	

5.2.2.5 - Repetitive Pulses

No.	Supply Voltage	Location (e.g. circuit designation)	Test conditions	Parameters			ES Class
				Off time (ms)	Upk (V)	Ipk (mA)	
--	--	--	Normal	--	--	--	--
			Abnormal	--	--	--	
			Single fault – SC/OC	--	--	--	

Test Conditions:

Normal –

Abnormal -

Supplementary information: SC=Short Circuit, OC=Short Circuit

5.4.1.4, 6.3.2, 9.0, B.2.6	**TABLE: Temperature measurements**					P
	Supply voltage (V) ..... :	5Vd.c.		3.7Vd.c.		—
	Ambient T_{min} (°C) ..... :	--	--	--	--	—
	Ambient T_{max} (°C) ..... :	--	--	--	--	—
	Tma (°C) ..... :	--	--	--	--	—
Maximum measured temperature T of part/at:		T (°C)				Allowed T_{max} (°C)
PCB near U1		38.7	59.2	43.3	63.6	130
PCB near U2		37.6	58.1	41.1	61.4	130
PCB near U3		40.0	60.5	44.5	64.8	130
PCB near U4		43.3	63.8	45.8	66.1	130
C1 body		33.1	53.6	34.7	55.0	105
C2 body		32.4	52.9	34.5	54.8	105
Speaker wire		28.8	49.3	30.9	51.2	80
Battery surface		30.9	51.4	32.4	52.7	60
Internal wire near battery		29.6	50.1	31.2	51.5	80
Plastic enclosure inside near battery		30.1	50.6	32.0	52.3	80
Plastic enclosure outside near battery		27.7	--	29.5	--	77*
Ambient		24.5	Adjust to 45	24.7	Adjust to 45	--
Plastic enclosure outside near battery		28.2	--	29.8	--	77*
Ambient		25.0	--	25.0	--	--

Shenzhen LCS Compliance Testing Laboratory Ltd.
Add: 101, 601, Xingyuan Industrial Park, Gushu Community, Xixiang Street, Bao'an District, Shenzhen, Guangdong, China
Tel: +(86) 0755-8259 1330 | Fax : +(86) 0755-8259 1332 | E-mail : webmaster@lcs-cert.com | http:// www.lcs-cert.com

IEC 62368-1			
Clause	Requirement + Test	Result - Remark	Verdict

Supplementary information:							
Temperature T of winding:	t_1 (°C)	R_1 (Ω)	t_2 (°C)	R_2 (Ω)	T (°C)	Allowed T_{max} (°C)	Insulation class
--	--	--	--	--	--	--	--
--	--	--	--	--	--	--	--

Supplementary information:
Note 1: Tma should be considered as directed by appliable requirement
Note 2: Tma is not included in assessment of Touch Temperatures (Clause 9)

5.4.1.10.2	TABLE: Vicat softening temperature of thermoplastics	N/A
Penetration (mm).....:		—
Object/ Part No./Material	Manufacturer/trademark	T softening (°C)
--	--	--
--	--	--
supplementary information:		

5.4.1.10.3	TABLE: Ball pressure test of thermoplastics		N/A
Allowed impression diameter (mm) ..... :		≤ 2 mm	—
Object/Part No./Material	Manufacturer/trademark	Test temperature (°C)	Impression diameter (mm)
--	--	--	--
--	--	--	--
Supplementary information:			

5.4.2.2, 5.4.2.4 and 5.4.3	TABLE: Minimum Clearances/Creepage distance						N/A
Clearance (cl) and creepage distance (cr) at/of/between:	Up (V)	U r.m.s. (V)	Frequency (kHz)[1]	Required cl (mm)	cl (mm)[2]	Required[3] cr (mm)	cr (mm)
--	--	--	--	--	--	--	--
--	--	--	--	--	--	--	--

Supplementary information:
Note 1: Only for frequency above 30 kHz
Note 2: See table 5.4.2.4 if this is based on electric strength test
Note 3: Provide Material Group

5.4.2.3	TABLE: Minimum Clearances distances using required withstand voltage	N/A
	Overvoltage Category (OV):	--

Shenzhen LCS Compliance Testing Laboratory Ltd.
Add: 101, 601, Xingyuan Industrial Park, Gushu Community, Xixiang Street, Bao'an District, Shenzhen, Guangdong, China
Tel: +(86) 0755-8259 1330 | Fax : +(86) 0755-8259 1332 | E-mail : webmaster@lcs-cert.com | http:// www.lcs-cert.com

IEC 62368-1			
Clause	Requirement + Test	Result - Remark	Verdict

	Pollution Degree:			--
Clearance distanced between:		Required withstand voltage	Required cl (mm)	Measured cl (mm)
--		--	--	--
--		--	--	--
Supplementary information:				

5.4.2.4	TABLE: Clearances based on electric strength test			N/A
Test voltage applied between:		Required cl (mm)	Test voltage (kV) peak/ r.m.s. / d.c.	Breakdown Yes / No
--		--	--	--
--		--	--	--
Supplementary information:				

5.4.4.2, 5.4.4.5 c) 5.4.4.9	TABLE: Distance through insulation measurements				N/A
Distance through insulation di at/of:	Peak voltage (V)	Frequency (kHz)	Material	Required DTI (mm)	DTI (mm)
--	--	--	--	--	--
--	--	--	--	--	--
Supplementary information:					

5.4.9	TABLE: Electric strength tests			N/A
Test voltage applied between:		Voltage shape (AC, DC)	Test voltage (V)	Breakdown Yes / No
Functional:				
--		--	--	--
--		--	--	--
Basic/supplementary:				
--		--	--	--
--		--	--	--
Reinforced:				
--		--	--	--
--		--	--	--
Routine Tests:				
--		--	--	--

Shenzhen LCS Compliance Testing Laboratory Ltd.
Add: 101, 601, Xingyuan Industrial Park, Gushu Community, Xixiang Street, Bao'an District, Shenzhen, Guangdong, China
Tel: +(86) 0755-8259 1330 | Fax : +(86) 0755-8259 1332 | E-mail : webmaster@lcs-cert.com | http:// www.lcs-cert.com

IEC 62368-1			
Clause	Requirement + Test	Result - Remark	Verdict

5.4.9	TABLE: Electric strength tests			N/A
Test voltage applied between:		Voltage shape (AC, DC)	Test voltage (V)	Breakdown Yes / No
--		--	--	--
Supplementary information:				

5.5.2.2	TABLE: Stored discharge on capacitors				N/A
Supply Voltage (V), Hz	Test Location	Operating Condition (N, S)	Switch position On or off	Measured Voltage (after 2 seconds)	ES Classification
--	--	--	--	--	--
--	--	--	--	--	--

Supplementary information:

X-capacitors installed for testing are:

☐ bleeding resistor rating:

☐ ICX:

Notes:

A. Test Location:

Phase to Neutral; Phase to Phase; Phase to Earth; and/or Neutral to Earth

B. Operating condition abbreviations:

N – Normal operating condition (e.g., normal operation, or open fuse); S –Single fault condition

5.6.6.2	TABLE: Resistance of protective conductors and terminations				N/A
Accessible part		Test current (A)	Duration (min)	Voltage drop (V)	Resistance (Ω)
--		--	--	--	--
--		--	--	--	--
Supplementary information:					

5.7.2.2, 5.7.4	TABLE: Earthed accessible conductive part	N/A
Supply voltage .....:		—
Location	Test conditions specified in 6.1 of IEC 60990 or Fault Condition No in IEC 60990 clause 6.2.2.1 through 6.2.2.8, except for 6.2.2.7	Touch current (mA)
--	1	--
	2*	--

Shenzhen LCS Compliance Testing Laboratory Ltd.
Add: 101, 601, Xingyuan Industrial Park, Gushu Community, Xixiang Street, Bao'an District, Shenzhen, Guangdong, China
Tel: +(86) 0755-8259 1330 | Fax : +(86) 0755-8259 1332 | E-mail : webmaster@lcs-cert.com | http:// www.lcs-cert.com

IEC 62368-1			
Clause	Requirement + Test	Result - Remark	Verdict

	3	--
	4	--
	5	--
	6	--
	7	--

Supplementary Information:

Notes:
[1] Supply voltage is the anticipated maximum Touch Voltage
[2] Earthed neutral conductor [Voltage differences less than 1% or more]
[3] Specify method used for measurement as described in IEC 60990 sub-clause 4.3
[4] IEC60990, sub-clause 6.2.2.7, Fault 7 not applicable.
[5] (*) IEC60990, sub-clause 6.2.2.2 is not applicable if switch or disconnect device (e.g., appliance coupler) provided.

6.2.2	Table: Electrical power sources (PS) measurements for classification				P
Source	Description	Measurement	Max Power after 3 s	Max Power after 5 s*)	PS Classification
Li-ion battery	Normal	Power (W) :	12.81	--	PS1
		V_A (V) :	4.20	--	
		I_A (A) :	3.47	--	
Li-ion battery	D1 short #	Power (W) :	0	--	PS1
		V_A (V) :	0	--	
		I_A (A) :	0	--	

Supplementary Information:
(*) Measurement taken only when limits at 3 seconds exceed PS1 limits
(#)Unit shut down immediately, no hazardous, no damage

6.2.3.1	Table: Determination of Potential Ignition Sources (Arcing PIS)			N/A
Location	Open circuit voltage After 3 s (Vp)	Measured r.m.s current (Irms)	Calculated value (V_p x I_{rms})	Arcing PIS? Yes / No
--	--	--	--	--

Supplementary information:
An Arcing PIS requires a minimum of 50 V (peak) a.c. or d.c. An Arcing PIS is established when the product of the open circuit voltage (V_p) and normal operating condition rms current (I_{rms}) is greater than 15.

6.2.3.2	Table: Determination of Potential Ignition Sources (Resistive PIS)	N/A

Shenzhen LCS Compliance Testing Laboratory Ltd.
Add: 101, 601, Xingyuan Industrial Park, Gushu Community, Xixiang Street, Bao'an District, Shenzhen, Guangdong, China
Tel: +(86) 0755-8259 1330 | Fax : +(86) 0755-8259 1332 | E-mail : webmaster@lcs-cert.com | http:// www.lcs-cert.com

IEC 62368-1			
Clause	Requirement + Test	Result - Remark	Verdict

Circuit Location (x-y)	Operating Condition (Normal / Describe Single Fault)	Measured wattage or VA During first 30 s (W / VA)	Measured wattage or VA After 30 s (W / VA)	Protective Circuit, Regulator, or PTC Operated? Yes / No (Comment)	Resistive PIS? Yes/No
--	--	--	--	--	--

Supplementary Information:

A combination of voltmeter, VA and ammeter IA may be used instead of a wattmeter.

If a separate voltmeter and ammeter are used, the product of (VA x IA) is used to determine Resistive PIS classification.

A Resistive PIS: (a) dissipates more than 15 W, measured after 30 s of normal operation, or (b) under single fault conditions has either a power exceeding 100 W measured immediately after the introduction of the fault if electronic circuits, regulators or PTC devices are used, or has an available power exceeding 15 W measured 30 s after introduction of the fault.

8.5.5	TABLE: High Pressure Lamp	N/A
Description	Values	Energy Source Classification
Lamp type.....:	--	—
Manufacturer .....:	--	—
Cat no. .....:	--	—
Pressure (cold) (MPa).....:	--	MS_
Pressure (operating) (MPa) .....:	--	MS_
Operating time (minutes) .....:	--	—
Explosion method .....:	--	—
Max particle length escaping enclosure (mm) .:	--	MS_
Max particle length beyond 1 m (mm).....:	--	MS_
Overall result .....:	--	
Supplementary information:		

Shenzhen LCS Compliance Testing Laboratory Ltd.
Add: 101, 601, Xingyuan Industrial Park, Gushu Community, Xixiang Street, Bao'an District, Shenzhen, Guangdong, China
Tel: +(86) 0755-8259 1330 | Fax : +(86) 0755-8259 1332 | E-mail : webmaster@lcs-cert.com | http:// www.lcs-cert.com

IEC 62368-1			
Clause	Requirement + Test	Result - Remark	Verdict

B.2.5	TABLE: Input test						P
U (V)	I (A)	I rated (A)	P (W)	P rated (W)	Fuse No	I fuse (A)	Condition/status
5.0	0.45	0.5	2.25	--	--	--	Empty battery charge, with 1KHz signal input to 1/8 of maximum non-clipped output power.
3.7	0.83	--	3.07	--	--	--	Battery discharging, with 1KHz signal input to 1/8 of maximum non-clipped output power.
Supplementary information: Equipment may be have rated current or rated power or both. Both should be measured							

B.3	TABLE: Abnormal operating condition tests								P
Ambient temperature (°C) .....:					24.5-28.0				—
Power source for EUT: Manufacturer, model/type, output rating ..:					--				—
Component No.	Abnormal Condition	Supply voltage, (V)	Test time (ms)	Fuse no.	Fuse current, (A)	T-couple	Temp. (°C)		Observation
Speaker	SC	5.0Vdc	2hrs30mins	--	--	Type-J	PCB near U1/34.7; PCB near U3/36.2; PCB near U4/39.5; Speaker wire /26.4; Battery surface/27.6; Plastic enclosure outside near battery/26.1; Ambient/24.6		Speaker shut down, recoverable. After test, no damage, no hazard, no obvious temperature rise.

Shenzhen LCS Compliance Testing Laboratory Ltd.
Add: 101, 601, Xingyuan Industrial Park, Gushu Community, Xixiang Street, Bao'an District, Shenzhen, Guangdong, China
Tel: +(86) 0755-8259 1330 | Fax : +(86) 0755-8259 1332 | E-mail : webmaster@lcs-cert.com | http:// www.lcs-cert.com

IEC 62368-1								
Clause	Requirement + Test				Result - Remark			Verdict
Speaker	Max. non-clipped	5.0Vdc	3hrs29mins	--	--	Type-J	PCB near U1/42.6; PCB near U3/44.3; PCB near U4/47.2; Speaker wire /31.9; Battery surface/33.5; Plastic enclosure outside near battery/30.2; Ambient/24.6	Unit worked as normally. No hazardous, no damage.
Supplementary information: Test table is provided to record abnormal and fault conditions for all applicable energy sources including Thermal burn injury. Column “Abnormal/Fault.” Specify if test condition by indicating “Abnormal” then the condition for a Clause B.3 test or “Single Fault” then the condition for Clause B.4. SC: short circuit								

B.4	TABLE: Fault condition tests							P
Ambient temperature (°C) .....:					24.5-28.0			—
Power source for EUT: Manufacturer, model/type, output rating .:					--			—
Component No.	Fault Condition	Supply voltage, (V)	Test time (ms)	Fuse no.	Fuse current, (A)	T-couple	Temp. (°C)	Observation
Empty battery charge:								
D2	SC	5.0Vdc	10mins	--	--	--	--	Input current: 0.01A. Unit shut down immediately, recoverable. After test, no damage, no hazard.
C1	SC	5.0Vdc	10mins	--	--	--	--	Input current: 0.01A. Unit shut down immediately, recoverable. After test, no damage, no hazard.

Shenzhen LCS Compliance Testing Laboratory Ltd.
Add: 101, 601, Xingyuan Industrial Park, Gushu Community, Xixiang Street, Bao'an District, Shenzhen, Guangdong, China
Tel: +(86) 0755-8259 1330 | Fax : +(86) 0755-8259 1332 | E-mail : webmaster@lcs-cert.com | http:// www.lcs-cert.com

IEC 62368-1								
Clause	Requirement + Test				Result - Remark			Verdict
Battery (B-~P- SC)	OC	5.0Vdc	7hrs	--	--	--	--	Max continuous charging current was 0.57A. The product worked as normal. No chemicals leak, explosion, molten metal emission or expulsion observed.
Battery discharge:								
Q1	SC	3.7Vdc	10mins	--	--	--	--	BAT discharging current: 0.01A. Unit shut down, recoverable. After test, no damage, no hazard.
Battery	SC	3.7Vdc	7hrs15mins	--	--	--	--	Unit cannot be worked as normally, recoverable. After test, no damage, no hazard.

Shenzhen LCS Compliance Testing Laboratory Ltd.
Add: 101, 601, Xingyuan Industrial Park, Gushu Community, Xixiang Street, Bao'an District, Shenzhen, Guangdong, China
Tel: +(86) 0755-8259 1330 | Fax : +(86) 0755-8259 1332 | E-mail : webmaster@lcs-cert.com | http:// www.lcs-cert.com

IEC 62368-1								
Clause	Requirement + Test				Result - Remark			Verdict
Battery (B-~P- SC)	ED	3.7Vdc	7hrs18mins	--	--	--	--	Max continuous discharging current was 0.91A. The product worked as normal. No chemicals leak, explosion, molten metal emission or expulsion observed.
Supplementary information: SC: short circuit; ; OC: over charge; ED: excessive discharge.								

Annex M	**TABLE: Batteries**									P
The tests of Annex M are applicable only when appropriate battery data is not available										P
Is it possible to install the battery in a reverse polarity position?..... :								No possible		N/A
	Non-rechargeable batteries			Rechargeable batteries						
	Discharging		Un-intentional charging	Charging		Discharging		Reversed charging		
	Meas. current	Manuf. Specs.		Meas. current	Manuf. Specs.	Meas. current	Manuf. Specs.	Meas. current	Manuf. Specs.	
Max. current during normal condition	--	--	--	450mA	1800mA	830mA	1800mA	--	--	
Max. current during fault condition	--	--	--	570mA (Battery B-~P-SC)	1800mA	910mA (Battery B-~P-SC)	1800mA	--	--	
Test results:										Verdict
- Chemical leaks								No hazard		P
- Explosion of the battery								No hazard		P
- Emission of flame or expulsion of molten metal								No hazard		P
- Electric strength tests of equipment after completion of tests								--		N/A
Supplementary information:										

Shenzhen LCS Compliance Testing Laboratory Ltd.
Add: 101, 601, Xingyuan Industrial Park, Gushu Community, Xixiang Street, Bao'an District, Shenzhen, Guangdong, China
Tel: +(86) 0755-8259 1330 | Fax : +(86) 0755-8259 1332 | E-mail : webmaster@lcs-cert.com | http:// www.lcs-cert.com

IEC 62368-1			
Clause	Requirement + Test	Result - Remark	Verdict

Annex M.4	Table: Additional safeguards for equipment containing secondary lithium batteries	P

Battery/Cell No.	Test conditions	Measurements			Observation
		U	I (A)	Temp (°C)	
Li-ion battery	Normal	4.20	0.45	30.9	No fire or explosion (other than venting) of secondary lithium battery shall occur. The charging voltage shall not exceed maximum specified charging voltage. The charging current shall not exceed maximum specified charging current.
	Abnormal	--	--	--	--
	Single fault – Battery B-~P- SC	4.20	0.57	34.6	No fire or explosion (other than venting) of secondary lithium battery shall occur. The charging voltage shall not exceed maximum specified charging voltage. The charging current shall not exceed maximum specified charging current.

Supplementary Information:

Battery identification	Charging at T_{lowest} (°C)	Observation	Charging at $T_{highest}$ (°C)	Observation
--	--	--	--	--

Shenzhen LCS Compliance Testing Laboratory Ltd.
Add: 101, 601, Xingyuan Industrial Park, Gushu Community, Xixiang Street, Bao'an District, Shenzhen, Guangdong, China
Tel: +(86) 0755-8259 1330 | Fax : +(86) 0755-8259 1332 | E-mail : webmaster@lcs-cert.com | http:// www.lcs-cert.com

IEC 62368-1			
Clause	Requirement + Test	Result - Remark	Verdict

Battery identification	Charging at T_{lowest} (°C)	Observation	Charging at $T_{highest}$ (°C)	Observation
Supplementary Information:				

Annex Q.1	**TABLE: Circuits intended for interconnection with building wiring (LPS)**					P
Note: Measured UOC (V) with all load circuits disconnected:						
Output Circuit	Components	U_{oc} (V)	I_{sc} (A)		S (VA)	
			Meas.	Limit	Meas.	Limit
Battery	Normal	4.20	3.47	8	12.81	100
Battery	D1 SC	0	0	8	0	100
Supplementary Information: SC=Short circuit, OC=Open circuit						

T.2, T.3, T.4, T.5	**TABLE: Steady force test**				P
Part/Location	Material	Thickness (mm)	Force (N)	Test Duration (sec)	Observation
Enclosure	Plastic	Min. 1.5	100N	5	No damage, no hazardous
Supplementary information:					

T.6, T.9	**TABLE: Impact tests**			N/A
Part/Location	Material	Thickness (mm)	Vertical distance (mm)	Observation
--	--	--	--	--
--	--	--	--	--
Supplementary information:				

T.7	**TABLE: Drop tests**			P
Part/Location	Material	Thickness (mm)	Drop Height (mm)	Observation
Enclosure	Plastic	Min. 1.5	1000	No damage, no hazardous
Supplementary information:				

Shenzhen LCS Compliance Testing Laboratory Ltd.
Add: 101, 601, Xingyuan Industrial Park, Gushu Community, Xixiang Street, Bao'an District, Shenzhen, Guangdong, China
Tel: +(86) 0755-8259 1330 | Fax : +(86) 0755-8259 1332 | E-mail : webmaster@lcs-cert.com | http:// www.lcs-cert.com

IEC 62368-1			
Clause	Requirement + Test	Result - Remark	Verdict

T.8	TABLE: Stress relief test					P
Part/Location	Material	Thickness (mm)	Oven Temperature (°C)	Duration (h)	Observation	
Enclosure	Plastic	Min. 1.5	70	7	No damage, no hazardous	
Supplementary information:						

Shenzhen LCS Compliance Testing Laboratory Ltd.
Add: 101, 601, Xingyuan Industrial Park, Gushu Community, Xixiang Street, Bao'an District, Shenzhen, Guangdong, China
Tel: +(86) 0755-8259 1330 | Fax : +(86) 0755-8259 1332 | E-mail : webmaster@lcs-cert.com | http:// www.lcs-cert.com

IEC62368_1B - ATTACHMENT			
Clause	Requirement + Test	Result - Remark	Verdict

ATTACHMENT TO TEST REPORT

IEC 62368-1

EUROPEAN GROUP DIFFERENCES AND NATIONAL DIFFERENCES

(Audio/video, information and communication technology equipment - Part 1: Safety requirements)

Differences according to.....: EN 62368-1:2014+A11:2017

Attachment Form No. .....: EU_GD_IEC62368_1B_II

Attachment Originator .....: Nemko AS

Master Attachment .....: Date 2017-09-22

Copyright © 2017 IEC System for Conformity Testing and Certification of Electrical Equipment (IECEE), Geneva, Switzerland. All rights reserved.

	CENELEC COMMON MODIFICATIONS (EN)	
	Clauses, subclauses, notes, tables, figures and annexes which are additional to those in IEC 62368-1:2014 are prefixed “Z”.	P
CONTENTS	**Add** the following annexes: Annex ZA (normative) — Normative references to international publications with their corresponding European publications Annex ZB (normative) — Special national conditions Annex ZC (informative) — A-deviations Annex ZD (informative) — IEC and CENELEC code designations for flexible cords	P
	Delete all the “country” notes in the reference document (IEC 62368-1:2014) according to the following list:	P

0.2.1	Note	1	Note 3	4.1.15	Note
4.7.3	Note 1 and 2	5.2.2.2	Note	5.4.2.3.2.2 Table 13	Note c
5.4.2.3.2.4	Note 1 and 3	5.4.2.5	Note 2	5.4.5.1	Note
5.5.2.1	Note	5.5.6	Note	5.6.4.2.1	Note 2 and 3
5.7.5	Note	5.7.6.1	Note 1 and 2	10.2.1 Table 39	Note 2, 3 and 4
10.5.3	Note 2	10.6.2.1	Note 3	F.3.3.6	Note 3

Shenzhen LCS Compliance Testing Laboratory Ltd.
Add: 101, 601, Xingyuan Industrial Park, Gushu Community, Xixiang Street, Bao'an District, Shenzhen, Guangdong, China
Tel: +(86) 0755-8259 1330 | Fax : +(86) 0755-8259 1332 | E-mail : webmaster@lcs-cert.com | http:// www.lcs-cert.com

Attachment No. 1

IEC62368_1B - ATTACHMENT			
Clause	Requirement + Test	Result - Remark	Verdict
	For special national conditions, see Annex ZB.		P
1	**Add** the following note: NOTE Z1 The use of certain substances in electrical and electronic equipment is restricted within the EU: see Directive 2011/65/EU.		P
4.Z1	**Add** the following new subclause after 4.9: To protect against excessive current, short-circuits and earth faults in circuits connected to an a.c. **mains**, protective devices shall be included either as integral parts of the equipment or as parts of the building installation, subject to the following, a), b) and c): a) except as detailed in b) and c), protective devices necessary to comply with the requirements of B.3.1 and B.4 shall be included as parts of the equipment; b) for components in series with the mains input to the equipment such as the supply cord, appliance coupler, r.f.i. filter and switch, short-circuit and earth fault protection may be provided by protective devices in the building installation; c) it is permitted for **pluggable equipment type B** or **permanently connected equipment**, to rely on dedicated overcurrent and short-circuit protection in the building installation, provided that the means of protection, e.g. fuses or circuit breakers, is fully specified in the installation instructions. If reliance is placed on protection in the building installation, the installation instructions shall so state, except that for **pluggable equipment type A** the building installation shall be regarded as providing protection in accordance with the rating of the wall socket outlet.		N/A
5.4.2.3.2.4	**Add** the following to the end of this subclause: The requirement for interconnection with **external circuit** is in addition given in EN 50491-3:2009.		N/A
10.2.1	Add the following to c) and d) in table 39: For additional requirements, see 10.5.1.		N/A

Shenzhen LCS Compliance Testing Laboratory Ltd.
Add: 101, 601, Xingyuan Industrial Park, Gushu Community, Xixiang Street, Bao'an District, Shenzhen, Guangdong, China
Tel: +(86) 0755-8259 1330 | Fax : +(86) 0755-8259 1332 | E-mail : webmaster@lcs-cert.com | http:// www.lcs-cert.com

Attachment No. 1

IEC62368_1B - ATTACHMENT			
Clause	Requirement + Test	Result - Remark	Verdict
10.5.1	**Add** the following after the first paragraph: *For RS 1 compliance is checked by measurement under the following conditions:* *In addition to the normal operating conditions, all controls adjustable from the outside by hand, by any object such as a tool or a coin, and those internal adjustments or presets which are not locked in a reliable manner, are adjusted so as to give maximum radiation whilst maintaining an intelligible picture for 1 h, at the end of which the measurement is made.* NOTE Z1 Soldered joints and paint lockings are examples of adequate locking. *The dose-rate is determined by means of a radiation monitor with an effective area of 10 cm², at any point 10 cm from the outer surface of the apparatus.* *Moreover, the measurement shall be made under fault conditions causing an increase of the high-voltage, provided an intelligible picture is maintained for 1 h, at the end of which the measurement is made.* *For RS1, the dose-rate shall not exceed 1 µSv/h taking account of the background level.* NOTE Z2 These values appear in Directive 96/29/Euratom of 13 May 1996.		N/A
10.6.1	**Add** the following paragraph to the end of the subclause: EN 71-1:2011, 4.20 and the related tests methods and measurement distances apply.		N/A
10.Z1	**Add** the following new subclause after 10.6.5. **10.Z1 Non-ionizing radiation from radio frequencies in the range 0 to 300 GHz** The amount of non-ionizing radiation is regulated by European Council Recommendation 1999/519/EC of 12 July 1999 on the limitation of exposure of the general public to electromagnetic fields (0 Hz to 300 GHz). For intentional radiators, ICNIRP guidelines should be taken into account for Limiting Exposure to Time-Varying Electric, Magnetic, and Electromagnetic Fields (up to 300 GHz). For hand-held and body-mounted devices, attention is drawn to EN 50360 and EN 50566		N/A

Shenzhen LCS Compliance Testing Laboratory Ltd.
Add: 101, 601, Xingyuan Industrial Park, Gushu Community, Xixiang Street, Bao'an District, Shenzhen, Guangdong, China
Tel: +(86) 0755-8259 1330 | Fax : +(86) 0755-8259 1332 | E-mail : webmaster@lcs-cert.com | http:// www.lcs-cert.com

IEC62368_1B - ATTACHMENT			
Clause	Requirement + Test	Result - Remark	Verdict
G.7.1	**Add** the following note: NOTE Z1 The harmonized code designations corresponding to the IEC cord types are given in Annex ZD.		N/A
Bibliography	**Add** the following standards: **Add** the following notes for the standards indicated: IEC 60130-9 NOTE Harmonized as EN 60130-9. IEC 60269-2 NOTE Harmonized as HD 60269-2. IEC 60309-1 NOTE Harmonized as EN 60309-1. IEC 60364 NOTE some parts harmonized in HD 384/HD 60364 series. IEC 60601-2-4 NOTE Harmonized as EN 60601-2-4. IEC 60664-5 NOTE Harmonized as EN 60664-5. IEC 61032:1997 NOTE Harmonized as EN 61032:1998 (not modified). IEC 61508-1 NOTE Harmonized as EN 61508-1. IEC 61558-2-1 NOTE Harmonized as EN 61558-2-1. IEC 61558-2-4 NOTE Harmonized as EN 61558-2-4. IEC 61558-2-6 NOTE Harmonized as EN 61558-2-6. IEC 61643-1 NOTE Harmonized as EN 61643-1. IEC 61643-21 NOTE Harmonized as EN 61643-21. IEC 61643-311 NOTE Harmonized as EN 61643-311. IEC 61643-321 NOTE Harmonized as EN 61643-321. IEC 61643-331 NOTE Harmonized as EN 61643-331.		N/A
ZB	**ANNEX ZB, SPECIAL NATIONAL CONDITIONS (EN)**		N/A
4.1.15	**Denmark, Finland, Norway** and **Sweden** To the end of the subclause the following is added: **Class I pluggable equipment type A** intended for connection to other equipment or a network shall, if safety relies on connection to reliable earthing or if surge suppressors are connected between the network terminals and **accessible** parts, have a marking stating that the equipment shall be connected to an earthed **mains** socket-outlet. The marking text in the applicable countries shall be as follows: In **Denmark**: “Apparatets stikprop skal tilsluttes en stikkontakt med jord som giver forbindelse til stikproppens jord.” In **Finland**: "Laite on liitettävä suojakoskettimilla varustettuun pistorasiaan" In **Norway**: “Apparatet må tilkoples jordet stikkontakt” In **Sweden**: “Apparaten skall anslutas till jordat uttag”		N/A

Shenzhen LCS Compliance Testing Laboratory Ltd.
Add: 101, 601, Xingyuan Industrial Park, Gushu Community, Xixiang Street, Bao'an District, Shenzhen, Guangdong, China
Tel: +(86) 0755-8259 1330 | Fax : +(86) 0755-8259 1332 | E-mail : webmaster@lcs-cert.com | http:// www.lcs-cert.com

Attachment No. 1

IEC62368_1B - ATTACHMENT			
Clause	Requirement + Test	Result - Remark	Verdict
4.7.3	**United Kingdom** To the end of the subclause the following is added: The torque test is performed using a socket-outlet complying with BS 1363, and the plug part shall be assessed to the relevant clauses of BS 1363. Also see Annex G.4.2 of this annex		N/A
5.2.2.2	**Denmark** After the 2nd paragraph add the following: A warning (marking **safeguard**) for high **touch current** is required if the **touch current** exceeds the limits of 3,5 mA a.c. or 10 mA d.c.		N/A

Shenzhen LCS Compliance Testing Laboratory Ltd.
Add: 101, 601, Xingyuan Industrial Park, Gushu Community, Xixiang Street, Bao'an District, Shenzhen, Guangdong, China
Tel: +(86) 0755-8259 1330 | Fax : +(86) 0755-8259 1332 | E-mail : webmaster@lcs-cert.com | http:// www.lcs-cert.com

Attachment No. 1

IEC62368_1B - ATTACHMENT			
Clause	Requirement + Test	Result - Remark	Verdict
5.4.11.1 and Annex G	**Finland and Sweden** To the end of the subclause the following is added: For separation of the telecommunication network from earth the following is applicable: If this insulation is solid, including insulation forming part of a component, it shall at least consist of either • two layers of thin sheet material, each of which shall pass the electric strength test below, or • one layer having a distance through insulation of at least 0,4 mm, which shall pass the electric strength test below. If this insulation forms part of a semiconductor component (e.g. an optocoupler), there is no distance through insulation requirement for the insulation consisting of an insulating compound completely filling the casing, so that clearances and creepage distances do not exist, if the component passes the electric strength test in accordance with the compliance clause below and in addition • passes the tests and inspection criteria of 5.4.8 with an electric strength test of 1,5 kV multiplied by 1,6 (the electric strength test of 5.4.9 shall be performed using 1,5 kV), and • is subject to routine testing for electric strength during manufacturing, using a test voltage of 1,5kV. It is permitted to bridge this insulation with a capacitor complying with EN 60384-14:2005, subclass Y2. A capacitor classified Y3 according to EN 60384-14:2005, may bridge this insulation under the following conditions: • the insulation requirements are satisfied by having a capacitor classified Y3 as defined by EN 60384-14, which in addition to the Y3 testing, is tested with an impulse test of 2,5 kV defined in 5.4.11; • the additional testing shall be performed on all the test specimens as described in EN 60384-14; the impulse test of 2,5 kV is to be performed before the endurance test in EN 60384-14, in the sequence of tests as described in EN 60384-14.		N/A
5.5.2.1	**Norway** After the 3rd paragraph the following is added: Due to the IT power system used, capacitors are required to be rated for the applicable line-to-line voltage (230 V).		N/A

Shenzhen LCS Compliance Testing Laboratory Ltd.
Add: 101, 601, Xingyuan Industrial Park, Gushu Community, Xixiang Street, Bao'an District, Shenzhen, Guangdong, China
Tel: +(86) 0755-8259 1330 | Fax : +(86) 0755-8259 1332 | E-mail : webmaster@lcs-cert.com | http:// www.lcs-cert.com

Attachment No. 1

IEC62368_1B - ATTACHMENT			
Clause	Requirement + Test	Result - Remark	Verdict
5.5.6	**Finland, Norway** and **Sweden** To the end of the subclause the following is added: Resistors used as **basic safeguard** or bridging **basic insulation** in **class I pluggable equipment type A** shall comply with G.10.1 and the test of G.10.2.		N/A
5.6.1	**Denmark** **Add** to the end of the subclause Due to many existing installations where the socket-outlets can be protected with fuses with higher rating than the rating of the socket-outlets the protection for pluggable equipment type A shall be an integral part of the equipment. *Justification:* In Denmark an existing 13 A socket outlet can be protected by a 20 A fuse.		N/A
5.6.4.2.1	**Ireland and United Kingdom** After the indent for **pluggable equipment type A**, the following is added: – the **protective current rating** is taken to be 13 A, this being the largest rating of fuse used in the **mains** plug.		N/A
5.6.5.1	To the second paragraph the following is added: The range of conductor sizes of flexible cords to be accepted by terminals for equipment with a rated current over 10 A and up to and including 13 A is: 1,25 mm^2 to 1,5 mm^2 in cross-sectional area.		N/A
5.7.5	**Denmark** To the end of the subclause the following is added: The installation instruction shall be affixed to the equipment if the **protective conductor current** exceeds the limits of 3,5 mA a.c. or 10 mA d.c.		N/A

Shenzhen LCS Compliance Testing Laboratory Ltd.
Add: 101, 601, Xingyuan Industrial Park, Gushu Community, Xixiang Street, Bao'an District, Shenzhen, Guangdong, China
Tel: +(86) 0755-8259 1330 | Fax : +(86) 0755-8259 1332 | E-mail : webmaster@lcs-cert.com | http:// www.lcs-cert.com

Attachment No. 1

IEC62368_1B - ATTACHMENT			
Clause	Requirement + Test	Result - Remark	Verdict
5.7.6.1	**Norway and Sweden** To the end of the subclause the following is added: The screen of the television distribution system is normally not earthed at the entrance of the building and there is normally no equipotential bonding system within the building. Therefore the protective earthing of the building installation needs to be isolated from the screen of a cable distribution system. It is however accepted to provide the insulation external to the equipment by an adapter or an interconnection cable with galvanic isolator, which may be provided by a retailer, for example. The user manual shall then have the following or similar information in Norwegian and Swedish language respectively, depending on in what country the equipment is intended to be used in: “Apparatus connected to the protective earthing of the building installation through the mains connection or through other apparatus with a connection to protective earthing – and to a television distribution system using coaxial cable, may in some circumstances create a fire hazard. Connection to a television distribution system therefore has to be provided through a device providing electrical isolation below a certain frequency range (galvanic isolator, see EN 60728-11)” NOTE In Norway, due to regulation for CATV-installations, and in Sweden, a galvanic isolator shall provide electrical insulation below 5 MHz. The insulation shall withstand a dielectric strength of 1,5 kV r.m.s., 50 Hz or 60 Hz, for 1 min. Translation to Norwegian (the Swedish text will also be accepted in Norway): “Apparater som er koplet til beskyttelsesjord via nettplugg og/eller via annet jordtilkoplet utstyr – og er tilkoplet et koaksialbasert kabel-TV nett, kan forårsake brannfare. For å unngå dette skal det ved tilkopling av apparater til kabel-TV nett installeres en galvanisk isolator mellom apparatet og kabel-TV nettet.” Translation to Swedish: ”Apparater som är kopplad till skyddsjord via jordat vägguttag och/eller via annan utrustning och samtidigt är kopplad till kabel-TV nät kan i vissa fall medföra risk för brand. För att undvika detta skall vid anslutning av apparaten till kabel-TV nät galvanisk isolator finnas mellan apparaten och kabel-TV nätet.”		N/A

Shenzhen LCS Compliance Testing Laboratory Ltd.
Add: 101, 601, Xingyuan Industrial Park, Gushu Community, Xixiang Street, Bao'an District, Shenzhen, Guangdong, China
Tel: +(86) 0755-8259 1330 | Fax : +(86) 0755-8259 1332 | E-mail : webmaster@lcs-cert.com | http:// www.lcs-cert.com

Attachment No. 1

IEC62368_1B - ATTACHMENT			
Clause	Requirement + Test	Result - Remark	Verdict
5.7.6.2	**Denmark** To the end of the subclause the following is added: The warning (marking safeguard) for high touch current is required if the touch current or the protective current exceed the limits of 3,5 mA .		N/A
B.3.1 and B.4	**Ireland and United Kingdom** The following is applicable: To protect against excessive currents and short-circuits in the primary circuit of **direct plug-in equipment**, tests according to Annexes B.3.1 and B.4 shall be conducted using an external miniature circuit breaker complying with EN 60898-1, Type B, rated 32A. If the equipment does not pass these tests, suitable protective devices shall be included as an integral part of the **direct plug-in equipment**, until the requirements of Annexes B.3.1 and B.4 are met		N/A
G.4.2	**Denmark** To the end of the subclause the following is added: Supply cords of single phase appliances having a rated current not exceeding 13 A shall be provided with a plug according to DS 60884-2-D1:2011. CLASS I EQUIPMENT provided with socket-outlets with earth contacts or which are intended to be used in locations where protection against indirect contact is required according to the wiring rules shall be provided with a plug in accordance with standard sheet DK 2-1a or DK 2-5a. If a single-phase equipment having a RATED CURRENT exceeding 13 A or if a poly-phase equipment is provided with a supply cord with a plug, this plug shall be in accordance with the standard sheets DK 6-1a in DS 60884-2-D1 or EN 60309-2. Mains socket outlets intended for providing power to Class II apparatus with a rated current of 2,5 A shall be in accordance DS 60884-2-D1:2011 standard sheet DKA 1-4a. Other current rating socket outlets shall be in compliance with Standard Sheet DKA 1-3a or DKA 1-1c. Mains socket-outlets with earth shall be in compliance with DS 60884-2-D1:2011 Standard Sheet DK 1-3a, DK 1-1c, DK1-1d, DK 1-5a or DK 1-7a *Justification:* Heavy Current Regulations, Section 6c		N/A

Shenzhen LCS Compliance Testing Laboratory Ltd.
Add: 101, 601, Xingyuan Industrial Park, Gushu Community, Xixiang Street, Bao'an District, Shenzhen, Guangdong, China
Tel: +(86) 0755-8259 1330 | Fax : +(86) 0755-8259 1332 | E-mail : webmaster@lcs-cert.com | http:// www.lcs-cert.com

Attachment No. 1

IEC62368_1B - ATTACHMENT			
Clause	Requirement + Test	Result - Remark	Verdict
G.4.2	**United Kingdom** To the end of the subclause the following is added: The plug part of direct plug-in equipment shall be assessed to BS 1363: Part 1, 12.1, 12.2, 12.3, 12.9, 12.11, 12.12, 12.13, 12.16, and 12.17, except that the test of 12.17 is performed at not less than 125 °C. Where the metal earth pin is replaced by an Insulated Shutter Opening Device (ISOD), the requirements of clauses 22.2 and 23 also apply.		N/A
G.7.1	**United Kingdom** To the first paragraph the following is added: Equipment which is fitted with a flexible cable or cord and is designed to be connected to a mains socket conforming to BS 1363 by means of that flexible cable or cord shall be fitted with a 'standard plug' in accordance with the Plugs and Sockets etc (Safety) Regulations 1994, Statutory Instrument 1994 No. 1768, unless exempted by those regulations. NOTE "Standard plug" is defined in SI 1768:1994 and essentially means an approved plug conforming to BS 1363 or an approved conversion plug.		N/A
G.7.1	**Ireland** To the first paragraph the following is added: Apparatus which is fitted with a flexible cable or cord shall be provided with a plug in accordance with Statutory Instrument 525: 1997, "13 A Plugs and Conversion Adapters for Domestic Use Regulations: 1997. S.I. 525 provides for the recognition of a standard of another Member State which is equivalent to the relevant Irish Standard		N/A
G.7.2	**Ireland and United Kingdom** To the first paragraph the following is added: A power supply cord with a conductor of 1,25 mm^2 is allowed for equipment which is rated over 10 A and up to and including 13 A.		N/A

Shenzhen LCS Compliance Testing Laboratory Ltd.
Add: 101, 601, Xingyuan Industrial Park, Gushu Community, Xixiang Street, Bao'an District, Shenzhen, Guangdong, China
Tel: +(86) 0755-8259 1330 | Fax : +(86) 0755-8259 1332 | E-mail : webmaster@lcs-cert.com | http:// www.lcs-cert.com

Attachment No. 1

IEC62368_1B - ATTACHMENT			
Clause	Requirement + Test	Result - Remark	Verdict

ZC	*ANNEX ZC, NATIONAL DEVIATIONS (EN)*		
10.5.2	**Germany** The following requirement applies: For the operation of any cathode ray tube intended for the display of visual images operating at an acceleration voltage exceeding 40 kV, authorization is required, or application of type approval (Bauartzulassung) and marking. *Justification:* German ministerial decree against ionizing radiation (Röntgenverordnung), in force since 2002-07-01, implementing the European Directive 96/29/EURATOM. **NOTE** Contact address: Physikalisch-Technische Bundesanstalt, Bundesallee 100, D-38116 Braunschweig, Tel.: Int +49-531-592-6320, Internet: http://www.ptb.de		N/A

Note: Before placing the products in the different countries, the manufacturer must ensure that:

1. Operating Instructions, Ratings Labels and Warnings Labels written in an Accepted or Official Language of the county in question.
2. The equipment complies with the National Standards and/or Electrical Codes of the country in question.
3. Mains plugs and power cordset should be assessed to the national standard.

Shenzhen LCS Compliance Testing Laboratory Ltd.
Add: 101, 601, Xingyuan Industrial Park, Gushu Community, Xixiang Street, Bao'an District, Shenzhen, Guangdong, China
Tel: +(86) 0755-8259 1330 | Fax : +(86) 0755-8259 1332 | E-mail : webmaster@lcs-cert.com | http:// www.lcs-cert.com

Attachment No. 2

Details of: External View-1

Details of: External View-2

Shenzhen LCS Compliance Testing Laboratory Ltd.
Add: 101, 601, Xingyuan Industrial Park, Gushu Community, Xixiang Street, Bao'an District, Shenzhen, Guangdong, China
Tel: +(86) 0755-8259 1330 | Fax : +(86) 0755-8259 1332 | E-mail : webmaster@lcs-cert.com | http:// www.lcs-cert.com

Attachment No. 2

Details of: External View-3

Details of: External View-4



Shenzhen LCS Compliance Testing Laboratory Ltd.
Add: 101, 601, Xingyuan Industrial Park, Gushu Community, Xixiang Street, Bao'an District, Shenzhen, Guangdong, China
Tel: +(86) 0755-8259 1330 | Fax : +(86) 0755-8259 1332 | E-mail : webmaster@lcs-cert.com | http:// www.lcs-cert.com

Attachment No. 2

Details of: External View-5

Details of: External View-6

Shenzhen LCS Compliance Testing Laboratory Ltd.
Add: 101, 601, Xingyuan Industrial Park, Gushu Community, Xixiang Street, Bao'an District, Shenzhen, Guangdong, China
Tel: +(86) 0755-8259 1330 | Fax : +(86) 0755-8259 1332 | E-mail : webmaster@lcs-cert.com | http:// www.lcs-cert.com

Attachment No. 2

Details of: External View-7



Details of: Internal View-1



Shenzhen LCS Compliance Testing Laboratory Ltd.
Add: 101, 601, Xingyuan Industrial Park, Gushu Community, Xixiang Street, Bao'an District, Shenzhen, Guangdong, China
Tel: +(86) 0755-8259 1330 | Fax : +(86) 0755-8259 1332 | E-mail : webmaster@lcs-cert.com | http:// www.lcs-cert.com

Attachment No. 2

Details of: Internal View-2



Details of: Internal View-3



Shenzhen LCS Compliance Testing Laboratory Ltd.
Add: 101, 601, Xingyuan Industrial Park, Gushu Community, Xixiang Street, Bao'an District, Shenzhen, Guangdong, China
Tel: +(86) 0755-8259 1330 | Fax : +(86) 0755-8259 1332 | E-mail : webmaster@lcs-cert.com | http:// www.lcs-cert.com

Attachment No. 2

Details of: PCB View-1



Details of: PCB View-2



Shenzhen LCS Compliance Testing Laboratory Ltd.
Add: 101, 601, Xingyuan Industrial Park, Gushu Community, Xixiang Street, Bao'an District, Shenzhen, Guangdong, China
Tel: +(86) 0755-8259 1330 | Fax : +(86) 0755-8259 1332 | E-mail : webmaster@lcs-cert.com | http:// www.lcs-cert.com

Attachment No. 2

Details of: Battery View

----------END OF TEST REPORT----------

Shenzhen LCS Compliance Testing Laboratory Ltd.
Add: 101, 601, Xingyuan Industrial Park, Gushu Community, Xixiang Street, Bao'an District, Shenzhen, Guangdong, China
Tel: +(86) 0755-8259 1330 | Fax : +(86) 0755-8259 1332 | E-mail : webmaster@lcs-cert.com | http:// www.lcs-cert.com